



2017-2018 IUPUI JAGUARS BASKETBALL

IUPUI

SCHEDULE/RESULTS (4-10, 1-2 HORIZON)

Date	Opponent	Result/Time
Nov. 3	# Carroll Univ.	W, 65-56
Nov. 11	at Bradley	L, 53-68
Nov. 13	Anderson	W, 75-43
Nov. 17	at Eastern Illinois	L, 79-80
Nov. 21	Morehead State	W, 67-61
Nov. 28	at Western Illinois	L, 77-90
Dec. 2	at Ball State	L, 64-83
Dec. 6	SIUE	L, 81-82
Dec. 10	at No. 21/21 Purdue	L, 61-86
Dec. 16	at Washington State	L, 59-72
Dec. 18	at No. 12/12 Gonzaga	L, 71-101
Dec. 22	IU Kokomo	W, 87-76
Dec. 28	*at Northern Kentucky	L, 59-77
Dec. 30	*at Wright State	L, 52-60
Jan. 2	*at Green Bay	W, 67-63
Jan. 4	*UIC	7:00 pm
Jan. 10	*Milwaukee	7:00 pm
Jan. 12	*Green Bay	7:00 pm
Jan. 16	*Detroit Mercy	7:00 pm
Jan. 18	*at Cleveland State	7:00 pm
Jan. 20	*at Youngstown State	7:00 pm
Jan. 27	*at UIC	4:00 pm
Feb. 2	*at Detroit Mercy	7:00 pm
Feb. 4	*at Oakland	12:00 pm
Feb. 8	*Cleveland State	7:00 pm
Feb. 10	*Youngstown State	1:00 pm
Feb. 16	*at Milwaukee	8:00 pm
Feb. 19	*Oakland	7:00 pm
Feb. 23	*Wright State	11:00 am
Feb. 25	*Northern Kentucky	1:00 pm
Mar. 2	HL Tourney (1st rd)	tba
Mar. 3	HL Tourney (2nd rd)	tba
Mar. 4	HL Tourney (3rd rd)	tba
Mar. 5	HL Semifinals	tba
Mar. 6	HL Championship	tba

denotes exhibition
* denotes Horizon League games
& denotes Horizon League Tournament games

MEDIA COVERAGE

TV: ESPN3
Video Stream: ESPN3
Audio: iHeartRadio / Fox Sports 97.5 FM
Live Stats: IUPUIJags.com
Twitter: @IUPUIJaguars / @IUPUIMensBball

MBB CONTACT

Ed Holdaway - IUPUI Assistant AD
Email: eholdawa@iupui.edu
Twitter: @EdHoldaway
Cell: 317-908-2645

'03 NCAA TOURNAMENT, 2010 CBI

IUPUI (4-10, 1-2 HL) vs. UIC (5-10, 0-2 HL)

Thursday, January 4, 2018 • 7:00 p.m. • Indianapolis, Ind. • Indiana Farmers Coliseum (6,800)




STAT BREAKDOWN

IUPUI (4-10, 1-2)		UIC (5-10, 0-2)
68.0	PPG	68.6
74.4	Opp. PPG	70.1
41.9%	FG%	42.4%
49.5%	Opp. FG%	40.6%
32.9 (-1.6)	RPG (Margin)	38.7 (+1.8)
32.7%	3FG%	28.2%
66.7%	FT%	70.8%
13.9 (+1.6)	TO/G (Margin)	16.3 (-2.5)
267	RPI	319

SERIES BREAKDOWN

Overall:	0-3
Gardner vs. UIC:	0-0
in Chicago:	0-2
in Indianapolis:	0-1
neutral:	0-0
Last Meeting:	Nov. 30, 1999
Outcome:	UIC 70-65 (Chicago, Ill.)
Streak:	UIC has won 3
Quick Notes:	Jags led 41-34 at the half of the last meeting, but shot just 30% in 2nd half of the loss

THE JAGUARS



PROBABLE STARTERS (based on last game)

No.	Name	Yr.	Pos.	Ht.	Hometown	PPG	RPG	APG	FG%	3FG%	FT%
10	Nick Rogers	So.	G	6-1	Indianapolis, Ind.	4.4	1.4	3.1	.274	.280	.538
22	D.J. McCall	Jr.	G	6-6	Fort Wayne, Ind.	6.3	4.8	1.6	.458	.278	.500
25	Ron Patterson	Sr.	G	6-2	Indianapolis, Ind.	10.8	2.9	2.1	.420	.365	.909
24	Evan Hall	Jr.	F	6-7	Hindman, Ky.	7.8	4.4	0.6	.469	---	.289
45	Aaron Brennan	Sr.	F	6-6	Noblesville, Ind.	11.1	3.6	1.7	.433	.238	.767

OFF THE BENCH

0	Jaylen Minnett	Fr.	G	6-1	Terre Haute, Ind.	7.5	1.4	1.4	.375	.393	.882
1	T.J. Henderson	Jr.	G	6-0	Indianapolis, Ind.	10.8	3.0	2.3	.414	.321	.788
12	Chad Hudson	So.	G	5-11	Jeffersonville, Ind.	1.5	0.2	0.3	.400	.000	.714
31	Maurice Kirby	Gr.	F	6-9	Chandler, Ariz.	5.3	4.6	0.5	.508	---	.571
32	Elyjah Goss	R-Fr.	F	6-7	Bolingbrook, Ill.	4.6	4.0	0.5	.390	.300	.882
35	Noah Thomas	So.	F/C	6-9	Lafayette, Ind.	2.0	2.0	0.0	1.000	---	1.000
40	Evan Borgman	R-Fr.	F	6-9	Batesville, Ind.	1.3	0.8	0.0	.400	.000	1.000

QUICK HITTERS

- IUPUI is 0-3 all-time against UIC, having lost a game in 1999 and a home-and-home series in the early 80's. In the game in 1999, IUPUI led 41-34 at the break, but shot just 30 percent in the second half in the loss.
- The Jaguars collected their first road win of the season on Tuesday night, outlasting Green Bay at the Resch Center, 67-63. **T.J. Henderson** led four IUPUI players in double-digits with 13 off the bench.
- In three league games, IUPUI's top seven scorers are separated by just five points total. Henderson (8.7 ppg) leads the way and is trailed by Brennan (8.3), Patterson (7.7), Minnett (7.7), Rogers (7.3), Hall (7.3) and McCall (7.0). Each of those individuals has scored in double-digits once in league play.
- IUPUI lost a conference opener for the first time ever under Gardner last Thursday night, falling at Northern Kentucky, 77-59. Gardner had previously won three straight league openers coming into that contest.
- Aaron Brennan** is the lone IUPUI player to have started all 14 games this season. Gardner has tried six different combinations with eight different players having made at least one start. That said, IUPUI has used the combination of Brennan, **Evan Hall**, **Nick Rogers**, **D.J. McCall** and **Ron Patterson** the past seven games.
- IUPUI has opened the season 2-2 in all four years since Gardner took over and never gotten back to .500 at any point in the seasons. All four years, the Jags have begun at 2-2 and dropped the fifth and sixth games of the season.
- IUPUI made the move to the Horizon League in the offseason after spending 19 years at the Division I level as a member of The Summit League. The Jaguars were picked to finish tenth in the league according to the preseason polls and no member of the Jaguars' roster earned preseason plaudits.
- The Jaguars graduated their top three players from a season ago in seniors **Darell Combs** (16.8 ppg, 63 3's), **Matt O'Leary** (13.9 ppg, 6.1 rpg, 68 3's) and **Kellon Thomas** (9.5 ppg, 90 FT%). All three started all 32 games last season and Combs (Italy) and O'Leary (Spain) signed to play overseas this season.

2017-2018 ROSTER

NUMERIC ROSTER

##	Name	Pos.	Ht.	Wt.	Yr.	Hometown/High School (Previous)
0	Jaylen Minnett	G	6-1	180	Fr.	Terre Haute, Ind./Terre Haute South
1	T.J. Henderson	G	6-0	160	Jr.	Indianapolis, Ind./Scecina
5	Camron Justice #	G	6-3	180	Jr.	Hindman, Ky./Knott County Central (Vanderbilt)
10	Nick Rogers	G	6-1	170	So.	Indianapolis, Ind./Traders Point Academy (Toledo)
12	Chad Hudson	G	5-11	175	So.	Jeffersonville, Ind./Jeffersonville / Don Bosco Prep
15	Ahmed Ismail #	C	7-1	260	Sr.	Cairo, Egypt/Nakhas Zagazig (Manhattan)
22	D.J. McCall	G	6-6	190	Jr.	Fort Wayne, Ind./Concordia Lutheran
24	Evan Hall	F	6-7	200	Jr.	Hindman, Ky./Knott County Central
25	Ron Patterson	G	6-2	200	Sr.	Indianapolis, Ind./Broad Ripple (Syracuse)
31	Maurice Kirby	F	6-9	240	Gr.	Chandler, Ariz./Basha (Loyola [Ill.])
32	Elyjah Goss	F	6-7	190	R-Fr.	Bolingbrook, Ill./Plainfield East
35	Noah Thomas	F/C	6-9	235	So.	Lafayette, Ind./Bridgton [Maine] Academy
40	Evan Borgman	F	6-9	205	R-Fr.	Batesville, Ind./Jac-Cen-Del
45	Aaron Brennan	F	6-6	225	Sr.	Noblesville, Ind./Guerin Catholic

will sit out the 2017-18 season as a Division I transfer; ^ expected to redshirt the 2017-18 season

COACHING STAFF

Head Coach:	Jason Gardner
Alma Mater:	Arizona, '11
Career Record:	(41-68; 4th season)
IUPUI Record:	(41-68; 4th season)
Conference Record:	(23-28; 4th season)
Associate Head Coach:	Matt Crenshaw
Alma Mater:	IUPUI, '04
Assistant Coach:	Roy Hairston
Alma Mater:	Purdue, '97
Assistant Coach:	Matt Bringman
Alma Mater:	Palm Beach Atlantic, '06
Senior Advisor:	Andy Fagan
Alma Mater:	Indiana, '01
Strength Coach:	Jason Quarles
Alma Mater:	IUPUI, '12

PRONUNCIATION GUIDE

Jaylen MINNETT	(min- NET)
ELYJAH Goss	(uh-lye- JUH)

RADIO / TV ROSTER



#0 - JAYLEN MINNETT
6-1 // Fr. // G
Terre Haute, Ind.



#1 - T.J. HENDERSON
6-0 // So. // G
Indianapolis, Ind.




#10 - NICK ROGERS
6-1 // So. // G
Indianapolis, Ind.



#12 - CHAD HUDSON
5-11 // So. // G
Jeffersonville, Ind.



#22 - D.J. McCALL
6-6 // Jr. // G
Fort Wayne, Ind.



#24 - EVAN HALL
6-7 // Jr. // F
Hindman, Ky.




#25 - RON PATTERSON
6-2 // Sr. // G
Indianapolis, Ind.



#31 - MAURICE KIRBY
6-9 // Gr. // F
Chandler, Ariz.




#32 - ELYJAH GOSS
6-7 // R-Fr. // F
Bolingbrook, Ill.



#35 - NOAH THOMAS
6-9 // So. // F/C
Lafayette, Ind.



#40 - EVAN BORGMAN
6-9 // R-Fr. // F
Batesville, Ind.



#45 - AARON BRENNAN
6-6 // Sr. // F
Noblesville, Ind.

CAREER DOUBLE-DIGIT PERFORMANCES/STARTS

Double-Digit Scoring Games

Name	Season	Career
Brennan	5	23
Goss	1	1
Hall	6	19
Henderson	10	23
Kirby	2	2
McCall	2	9
Minnett	4	4
Patterson	7	25
Rogers	1	1

20+ Point Scoring Games

Name	Season	Career
Brennan	2	2
Hall	0	1
McCall	1	2

Double-Digit Reb. Games

Name	Season	Career
Brennan	0	1
Goss	1	1
Hall	1	4
McCall	0	3

Double-Doubles

Name	Season	Career
Brennan	0	1
Hall	1	3

Games Started

Name	Season	Career
Brennan	14	56
Hall	13	47
Henderson	5	7
Kirby	1	1
McCall	11	48
Minnett	4	4
Patterson	13	23
Rogers	9	9

POLLS					HORIZON LEAGUE				
ASSOCIATED PRESS			COACHES		HORIZON LEAGUE STANDINGS			IUPUI IN HORIZON LEAGUE STATS	
Week 9 (Jan. 1)			Week 9 (Jan. 1)		through Jan. 3			as of Jan. 3 [denotes NCAA ranking]	
Rank	Team (1st)		Rank	Team (1st)	Team	Overall (Pct.)	HL (Pct.)	Category	HL [Nat Rk.] Stat
1	Michigan State (43)		1	Michigan State (25)	Wright State	10-5 (.667)	2-0 (1.000)	Scoring	9th 68.0 ppg
2	Duke (21)		2	Duke (4)	Northern Kentucky	9-5 (.643)	2-0 (1.000)	Scoring Defense.....	6th 74.4 ppg
3	Villanova (1)		3	Villanova (1)	Youngstown State.....	3-11 (.214)	1-0 (1.000)	Scoring Margin.....	8th -6.4 ppg
4	Arizona State		4	Xavier	Green Bay	7-9 (.438)	2-1 (.667)	Free Throw %	8th 66.7%
5	Xavier		5	West Virginia	Oakland	9-6 (.600)	1-1 (.500)	Field Goal %	9th 41.9%
6	West Virginia		6	Arizona State	Milwaukee.....	8-7 (.533)	1-1 (.500)	Field Goal % Def	9th 49.5%
7	Oklahoma		7	Oklahoma	IUPUI	4-10 (.286)	1-2 (.333)	3Pt Field Goal %	6th 32.7%
8	Virginia		8	Virginia	Cleveland State.....	3-11 (.214)	0-1 (.000)	3Pt Field Goal % Def....	8th 37.7%
9	Wichita State		9	Wichita State	UIC	5-10 (.333)	0-2 (.000)	Rebounding Offense....	9th 32.9 rpg
10	Kansas		10	Kansas	Detroit Mercy	4-11 (.267)	0-2 (.000)	Rebounding Defense ...	t-3rd 34.4 rpg
11	Texas A&M		11	North Carolina	UPCOMING SCHEDULE				
12	North Carolina		12	Purdue	Date	Game	Time	Blocked Shots	t-8th 2.9 bpg
13	Purdue		13	Texas A&M	1/4	UIC at IUPUI	7pm	Assists	6th 13.2 apg
14	Arizona		14	Kentucky		Green Bay at Cleveland St.	7pm	Steals	6th 6.8 spg
15	Miami		15	TCU		Milwaukee at Youngstown St.	7:35pm	Turnover Margin.....	4th +1.6/game
16	TCU		16	Arizona	1/5	Wright St. at Detroit Mercy	9pm	Assist/TO Ratio	t-7th 0.9 a/to
17	Kentucky		17	Miami		Northern Ky. at Oakland	9pm	Offensive Rebounds....	2nd 12.1 rpg
18	Texas Tech		18	Texas Tech	1/6	Milwaukee at Cleveland St.	3:30pm	Defensive Rebounds....	10th 20.6 rpg
19	Cincinnati		19	Gonzaga		Green Bay at Youngstown St.	7pm	3Pt Field Goals Made...	7th 7.0/game
19	Gonzaga		20	Cincinnati	1/7	Northern Ky. at Detroit Mercy	2pm	Home Attendance.....	10th 902/game
21	Seton Hall		21	Seton Hall		Wright St. at Oakland	3pm	Player Horizon [Nat'l Rk.] Stat	
22	Arkansas		22	Tennessee	1/10	Youngstown St. at Oakland	7pm	Aaron Brennan	
23	Tennessee		23	Arkansas		Milwaukee at IUPUI	7pm	Blocked Shots	t-14th 0.7 bpg
24	Florida State		24	Creighton		Cleveland St. at Detroit Mercy	7pm	Scoring	t-20th 11.1 ppg
25	Clemson		25	Clemson		Green Bay at UIC	8pm	Evan Hall	
MID-MAJOR TOP 25					1/11	Wright St. at Northern Ky.	7pm	FG%	13th 46.9%
January 2					1/12	Green Bay at IUPUI	7pm	Off. Reb.	13th 1.8 rpg
Rk	Team (1st)	Record	Pts.	Prev.	Conf.			Blocked Shots	t-14th 0.7 bpg
1.	Gonzaga (27)	12-3	771	1	West Coast	1/12	Cleveland St. at Oakland	Rebounding	t-20th 4.4 rpg
2.	Saint Mary's (4)	13-2	748	2	West Coast		Youngstown St. at Detroit Mercy	T.J. Henderson	
3.	Charleston	10-3	624	5	Colonial		Milwaukee at UIC	FT%	t-14th 78.8%
4.	Albany	12-3	613	4	America East	1/15	Youngstown St. at Wright St.	Scoring	t-23th 10.8 ppg
5.	New Mexico State	12-3	568	10	Western Athletic		Cleveland St. at Northern Ky.	Maurice Kirby	
6.	BYU	12-3	564	3	West Coast		Milwaukee at Green Bay	Off. Reb.	t-15th 1.6 rpg
7.	Loyola Chicago	11-3	541	7	Missouri Valley		Oakland at UIC	Rebounding	18th 4.6 rpg
8.	Louisiana	12-3	484	11	Sun Belt	1/16	Detroit Mercy at IUPUI	D.J. McCall	
9.	Missouri State	12-3	473	13	Missouri Valley			Steals	2nd 1.9 spg
10.	South Dakota	13-4	389	18	Summit			Off. Reb.	3rd 2.5 rpg
11.	Furman	10-4	378	14	Southern			Rebounding	t-15th 4.8 rpg
12.	Stephen F. Austin	11-3	373	6	Southland			Jaylen Minnett	
13.	UC Santa Barbara	11-3	329	15	Big West			3FG%	7th 39.3%
14.	Towson	10-4	289	12	Colonial			Ron Patterson	
15.	South Dakota State	12-5	286	22	Summit			3FG/Gm.	t-7th 2.2/game
16.	ETSU	10-4	253	NR	Southern			3FG%	13th 36.5%
17.	UT Arlington	9-6	227	8	Sun Belt			Scoring	t-23th 10.8 ppg
18.	Wofford	8-5	211	16	Southern			Nick Rogers	
19.	San Diego	11-3	167	NR	West Coast			Assists	t-8th 3.1 apg
20.	UNC Greensboro	10-4	151	NR	Southern			Ast/TO Ratio	t-8th 1.5 ast/to
21.	Ball State	9-4	149	24	Mid-American				
22.	Central Michigan	11-2	148	21	Mid-American				
23.	Georgia Southern	10-5	143	19	Sun Belt				
24.	Murray State	10-3	138	NR	Ohio Valley				
25.	Northern Colorado	11-4	134	NR	Big Sky				

LAST TIME OUT

IUPUI earned a hard fought road win at Green Bay, 67-63 on Tuesday night (Jan. 2). After building an 11-point lead with under seven minutes to play, the Jaguars had to hang on for dear life down the stretch, including **Aaron Brennan** hitting 3-of-4 late free throw attempts and **T.J. Henderson** capping a 13-point night with a breakaway layup with six seconds left to make it a two-possession game.

The Jaguars defended well throughout, limiting Green Bay to just 39 percent overall and under 6 percent from three-point range. Henderson led four Jags in double-digits while Brennan (11), **Nick Rogers** (11) and **Evan Hall** (10) joined him. Hall capped his third collegiate double-double with 10 caroms (7 offensive).

IUPUI outrebounded Green Bay 43-31 overall and 16-5 off the offensive glass.

STARTER NOTES

In the early portion of the non-league slate, head coach **Jason Gardner** continued to tweak the Jaguars' starting five, using six different quintets. For the year, senior **Aaron Brennan** is the lone Jag to have started all 14 games and **Ron Patterson** and **Evan Hall** have each started 13 times. Eight different players have at least one start this season.

That said, the group of Brennan, Patterson, Hall, **D.J. McCall** and **Nick Rogers** have started IUPUI's last seven games.

BENCH NOTES

As a result of the shuffling lineups, the IUPUI bench has been especially strong, averaging more than 25 points per game, including a season-high 42 on two different occasions.

Since coming off the bench the last nine games, junior **T.J. Henderson** is averaging 11.4 points per game.

BENCH NOTES, PART II

IUPUI's top scorer has been a reserve in six of 14 games this season. Four different players have contributed to those six occasions.

Patterson (1): at Ball State (14 pts)

Kirby (1): at Purdue (16 pts)

Minnett (1): at Wright State (11 pts)

Henderson (3): at Gonzaga (18 pts), IUK (19 pts), at GB (13 pts)

CHECK THE PERCENTAGES

In IUPUI's four wins, the Jags have shot 47.2 percent from the field and held foes to 37.6 percent overall and 22.6 percent from deep.

In the Jaguars' 10 losses, IUPUI has shot just 40.0 percent overall and allowed opponents to shoot a staggering 54.3 percent from the field and 44 percent from beyond the arc.

MAKE SHOTS, WIN GAMES

The most telling number of outcomes of games under head coach **Jason Gardner** has simply been field goal percentages.

IUPUI is 38-8 (.826) in games in which the Jaguars have shot a better percentage than opponents and just 3-60 (.048) when being outshot.

UNCANNY BALANCE

Albeit in a small sample size, the Jaguars have been unbelievably balanced to start Horizon League play as the team's *top seven scorers* are separated by just five points total. Each of the seven players have scored in double-digits exactly one time in the first three Horizon League games, led by Henderson's 13 points at Green Bay.

In addition, the top six scorers are separated by just seven total shot attempts as well:

Player	FGA	Points	PPG
Henderson	26	26	8.7
Brennan	23	25	8.3
Patterson	22	23	7.7
Minnett	22	23	7.7
Rogers	25	22	7.3
Hall	19	22	7.3
McCall	13	21	7.0

LEAGUE OPENERS

Head coach **Jason Gardner** is now 3-1 in league openers, having won all three of his Summit League openers before losing his Horizon League opener at NKU on Thursday.

1/4/15 - at Fort Wayne (63-58)

1/1/16 - at South Dakota (77-66)

12/31/16 - Western Illinois (89-71)

12/28/17 - at Northern Kentucky (59-77)

AVOIDING 0-3

With the win at Green Bay, IUPUI avoided the program's first 0-3 start to league play since the 2013-14 season. That year, IUPUI opened Summit League play 0-9 in head coach **Todd Howard**'s final season.

THEFT ALERT

Junior **D.J. McCall** is currently second among Horizon League players with 1.9 steals per game, putting him among the nation's top 100 in the category. After not collecting a steal in the season's opening two games, McCall has 25 steals in 11 games (2.27 spg).

By comparison, McCall had just 22 steals *all of last season*.

NEW NIGHT, NEW SCORER

It's seemingly been a new leading scorer every night for the Jaguars this season as six different players have been the team's top scorer and nobody has scored in double-digits in every game. Junior **T.J. Henderson** has a team-high 10 double-digit scoring games and the team's leading scorer, **Ron Patterson**, is next in line with seven.

SNAPPED AT 13

Senior **Ron Patterson** made a three in 13 straight games to start the season before going 0-for-3 at Green Bay - his longest stretch of his college career. His longest streak last season was 10 straight games from Jan. 5-Feb. 8.

DEFENDING THE TREY

The Jaguars have struggled to defend the three-point line this season, yielding 38 percent. Below are some instances of the Jaguars' woes, both individually and collectively:

at Bradley (57.1%) - Nate Kennell (5-of-9)

at EIU (45.0%) - Terrell Lewis (7-of-9)

at WIU (58.8%) - Kobe Webster (5-of-7)

vs. SIUE (68.8%)

IUPUI is 1-7 this season when hitting fewer threes than opponents this year and 3-3 when making the same number or more threes than foes.

TOUGH THREE

IUPUI endured arguably the toughest three-game stretch in program history with road games at No. 21 Purdue (L, 61-86), at Washington State (L, 59-72) and at No. 12 Gonzaga (L, 71-101). The losses at Purdue and Gonzaga dropped IUPUI to 0-17 all-time against nationally ranked foes.

In the non-conference slate, IUPUI had the nation's 50th toughest schedule (hardest in the Horizon League) according to KenPom.com.

FIVE KEY NUMBERS

Below are five key numbers from the Jaguars' win at Green Bay.

1-17: Green Bay's three-point shooting for the game, hitting less than 6 percent of their attempts

26-6: IUPUI's scoring advantage off the bench, keyed by Henderson (13) and Minnett (9)

5: Offensive boards grabbed by Green Bay, leading to just seven second chance points

12: Offensive rebounds grabbed by Hall (7) and McCall (5) combined

10-10: Points and rebounds for **Evan Hall** in his third career double-double (first of the season)

0-FOR-RANKED

IUPUI has never defeated a ranked opponent, going 0-17 versus the ranked in the program's Division I era. Below is a listing of those 17 results, 12 of which were true road games.

The Jaguars' average margin of defeat is 21.2 points per game in the 17 total losses:

12/13/99 at #2 Arizona L, 41-70

12/15/01 vs. #20 Ball State L, 81-103

3/21/03 vs. #2 Kentucky L, 64-95 // NCAA - Nashville, TN

12/13/03 at #25 Dayton L, 59-61

12/18/04 at #18 Louisville L, 60-80

11/10/07 at #11 Marquette L, 68-78

12/14/08 vs. #20 Arizona St. L, 58-59 (ot) Phoenix, Ariz.

11/14/10 at #12 Gonzaga L, 56-86

11/21/10 vs. #25 San Diego State L, 46-61 Oxford, Ohio

12/9/10 at #2 Ohio State L, 64-75

12/22/10 vs. #7 San Diego State L, 54-56 Las Vegas, Nev.

12/7/11 at #5 Louisville L, 60-90

11/12/12 at #5 Michigan L, 54-91

12/7/15 at #11 Purdue L, 53-80

12/28/15 at #9 Butler L, 54-92

12/10/17 at #21 Purdue L, 61-86

12/18/17 at #12 Gonzaga L, 71-101

AT THE HORN

Winning games at the horn has been a staple of head coach **Jason Gardner**'s squads. So when IUPUI failed to get a shot off at the buzzer in the 80-79 loss at Eastern Illinois, it was almost a surprise. Since Gardner took over, IUPUI has won four games in the closing seconds, including two as time expired:

P.J. Boutte 15' floater at the horn vs. Ball State (71-69 / Nov. 22, 2014)

Marcellus Barksdale layup at the horn at IPFW (84-82 / Jan. 23, 2016)

Jordan Pickett wing 3 with :02 vs. NDSU (73-72 / Jan. 31, 2016)

Darell Combs wing J with :01.5 vs. SDSU (85-83 / Jan. 18, 2017)

FRESH STARTS

In the season opener at Bradley, true freshman **Jaylen Minnett** became the first IUPUI true rookie to start his debut since **Alex Young** did so against Northeastern in 2008.

Minnett had five points, two boards and an assist in his IUPUI debut.

JAGS LOCK UP RAVENS

While head coach **Jason Gardner** has preached defense in the preseason, the win over Anderson was especially impressive in that IUPUI held the Ravens to just 43 points. The 43 were the fewest by a foe since Gardner took over the program and just the second time an IUPUI opponent tallied less than 50 in the Gardner-era (49 vs. Denver on Jan. 10, 2015).

The 43 points allowed was the lowest total by an IUPUI opponent since holding Western Illinois to 42 on Feb. 6, 2010.

CUPBOARD CHECK

IUPUI brings back seven returners from last season, five of whom saw meaningful minutes. Below is a rundown of the Jaguars' top statistical returners, along with some key numbers.

SERIES HISTORY

UIC (0-3)

Date	Loc	Score	W/L
2-12-80	H	67-78	L
2-10-81	A	77-91	L
11-30-99	A	65-70	L

NEWS, NOTES & STORYLINES (CONT.)

Stat (% Returning): Top Returners

Scoring (45.8%): Patterson (9.3), Brennan (8.4)
Rebounding (56.9%): Hall (5.2), McCall (5.0)
Assists (45.3%): Patterson (6.4), Henderson (5.2)
Minutes (50.2%): Patterson (23.7), McCall (21.2)
FGM (47.3%): Patterson (10.7), Brennan (10.2)
3FGM (43.4%): Patterson (6.2), Henderson (3.0)
FTM (34.3%): McCall (4.5), Brennan (3.9)
Blocks (69.0%): Hall (2.4), Patterson (1.3)
Steals (60.4%): Patterson (4.4), Henderson (3.2)

FULL STRENGTH

The Nov. 21 Morehead State game was the first time all season the Jags were at full strength. **Evan Hall**, **D.J. McCall** and **Nick Rogers** all missed time in the season's first three games.

GRADS

The IUPUI roster boasts three graduates this season as **Maurice Kirby** completed his degree at Loyola (Ill.) and is pursuing his master's in sports journalism. In addition, junior guard **D.J. McCall** completed his undergraduate work in three years and is now pursuing his master's degree at IUPUI. **Aaron Brennan** completed his degree requirements during the recently finished fall semester.

TRENDING

When head coach **Jason Gardner** took over the IUPUI program prior to the 2014-15 season, he knew it was going to be a lengthy rebuild. The Jags were on the heels of back-to-back 6-26 seasons and 300+ RPI finishes. As expected, Gardner has had IUPUI steadily rising since his takeover:

	Record	RPI	Final Sagarin
2012-13:	6-26	329	332
2013-14:	6-26	322	332
2014-15:	10-21	257	278
2015-16:	13-19	191	226
2016-17:	14-18	217	202

SIXTH OLDEST

Unofficially, senior swingman **Ron Patterson** is the sixth-oldest player in all of college basketball this season and will turn 25 on Jan. 24 of this season. Here is a quick rundown of those older than him going into the season with their ages as of Nov. 10, 2017:

Josh Boutte (Sam Houston St.): 25 years, 307 days
 Gibson Johnson (Hawaii): 25 years, 273 days
 Zach Nelson (Utah Valley): 25 years, 143 days
 Isaac Neilson (Utah Valley): 24 years, 352 days
 Kyle Brown (Cornell): 24 years, 345 days
Ron Patterson (IUPUI): 24 years, 296 days

HOOSIER MADE

IUPUI has the second-most Indiana-natives of any team in the country with nine, trailing only Ball State. Of the nine Indiana natives, four are from the Indianapolis-area in **Aaron Brennan**, **T.J. Henderson**, **Ron Patterson** and **Nick Rogers**.

NEW LEAGUE, OLD RIVALS

Although IUPUI will be in year one of Horizon League play, that doesn't mean there won't be some recognizable foes in league play.

The most recognizable will be longtime Mid-Con/Summit foe Oakland University, which IUPUI played 36 times between 1998 and 2013 as league foes. Oakland leads the all-time series 25-16, which includes five meetings in the mid-/late 70's.

Another former league foe in the Horizon League is Youngstown State, which IUPUI played six times from 1999-2001 before the Penguins moved leagues. YSU is 8-1 all-time against IUPUI, which includes three meetings from the mid-/late 70's.

Another familiar face is Wright State head coach Scott Nagy, who was the longtime leader of the South Dakota State program before taking over the Raiders a couple seasons ago. While at the helm of the SDSU program, Nagy was 13-7 against the Jaguars.

BRING 'EM ON

IUPUI added a new assistant coach in the offseason as **Matt Bringman** joined the Jaguars' staff, replacing Scott Gillespie. Bringman came to IUPUI from South Plains (Texas) College where he helped the Texans to a two-year record of 53-11 and 28-4 in conference play. South Plains was third in the 2017 NJCAA National Championships in Hutchinson, Kan.

Bringman helped a number of players on to Division I opportunities, including Jordan Brangers (Western Kentucky), Raquan Mitchell (Colorado State), Shawntrez Davis (Nevada) and Josh Webster (Texas Tech).

OVERSEAS ADVENTURES

IUPUI's top two players from a season ago - seniors **Darell Combs** and **Matt O'Leary** - are both continuing their playing careers overseas this winter.

Combs inked a deal in early September to play for the Roseto Sharks in Italy's second division. Combs had an NBA workout with the Washington Wizards before ultimately seeking employment overseas.

O'Leary signed in late July to continue his career with Penas Huesca in the LEB Gold - Spain. LEB Gold is the second division in Spain and known as one of the top leagues in Europe.

In addition, former Jaguars **Alex Young** and **Robert Glenn** are also continuing to play overseas.

ON THE SIDELINES

IUPUI has two Division I-transfers sitting out this season in senior center **Ahmed Ismail** (Manhattan) and junior guard **Camron Justice** (Vanderbilt).

Ismail has one season remaining and averaged 3.9 points and 4.8 rebounds per game as a junior at Manhattan. The 7-foot-1 native of Egypt blocked a team-high 32 shots last season and started 19 games for the Jaspers.

Justice, a high school teammates of **Evan Hall**, was the 2015 Kentucky Mr. Basketball selection and appeared in 33 games at Vanderbilt. The 6-foot-3 sharpshooter shot 38.9 percent from deep as a true freshman, averaging 3.4 points per contest for the Commodores. However, he barely played for Bryce Drew and the new coaching staff, opting to transfer to rejoin Hall.

NEW SIGNEES

IUPUI inked a pair at the start of the fall signing period, adding size in 6-foot-7 **Jack Hansen** (Noblesville, Ind./Guerin Catholic) and 6-foot-10 **Brandon Kenyon** (Caledonia, Ontario/RISE Prep).

Hansen played AAU with Team Blaze Select and was Gardner's first commitment of the 2018 class and chose IUPUI over interest from Valpo, Indiana State and Wright State. He averaged 19 points and nine rebounds per game as a junior and is among the state's top players heading into this season.

Kenyon played AAU with UPLAY Canada and excelled on the Nike EYBL circuit last summer. His UPLAY squad boasts Florida, Central Arkansas and Loyola signees while The RISE Prep program is expected to be among the best in the Ontario Scholastic Basketball Association (OSBA).

UNIVERSITY QUICK FACTS

Location Indianapolis, Ind.
Founded 1969
Nickname Jaguars
Colors Red, gold & black
Enrollment 30,690
Affiliation NCAA Division I
Conference The Horizon League
Home Facility (Cap.) Indiana Farmers Coliseum (6,800)
Chancellor Dr. Nasser Paydar
Athletics Director Dr. Roderick Perry
Website www.IUPUIJags.com
Twitter @IUPUIJaguars
Athletics Phone (317) 278-5247
Mailing Address 1000 Waterway Blvd.
 Indianapolis, IN 46202

BASKETBALL HISTORY

First Yr. of basketball 1972
Seasons of basketball 46th
Seasons of Division I basketball 20th
Division I (1998-pres.) Record 248-266 (.481)
NCAA Appearances 1
Last NCAA Appearance 2003
Last Postseason Appearance 2010 (CBI - Second Round)

UNIVERSITY NOTES

ABOUT THE UNIVERSITY

IUPUI is a public research university located in downtown Indianapolis that is the result of a merger of the Purdue Indianapolis Extension Center (1946) and Indiana University Indianapolis (1916). The merger was completed in 1969 and athletics began in 1972.

The university offers more than 200 degree programs and boasts an enrollment over 30,000 (22,000 undergrad and 8,000 postgrad). The university also boasts an endowment of more than \$850 million.

The university is ranked among the Top 200 "National Universities" and ranked 7th for "Up and Coming Schools." U.S. News has ranked IUPUI among the nation's elite for 13 straight years.

ATHLETIC PROWESS

IUPUI was a primary beneficiary of the 1987 Pan-American Games in Indianapolis and continues to boast some world renowned facilities.

The IU Natatorium is located on the IUPUI campus and is among the best swimming & diving facilities in the world. It has hosted the U.S. Olympic Team Trials four different times and 12 NCAA National Championship meets. In addition, the 2017 World Juniors were held at IUPUI and 16 world records have been set in the Natatorium water.

Adjacent west is the Michael A. Carroll Track & Soccer Stadium which has hosted several USA Outdoor Track & Field Championships and NCAA Championships, along with the 1988 US Olympic Trials. Florence Griffith-Joyner set the 100m world record of 10.49 on the track.

In basketball circles, IUPUI is best known as the long-time host of the Nike All-American Camp, which was held on campus for two decades. The nation's top prep players and coaches from every level converged on campus for two weeks each summer in what was considered the elite college recruiting event of the year. Alum included LeBron James, Chris Webber, Allen Iverson, Kevin Garnett, Jason Kidd and Paul Pierce, among many others.

GEORGE HILL

IUPUI's best known basketball alum is current NBAer **George Hill**, who is in his tenth year in the league this season. Hill was originally drafted by the San Antonio Spurs (1st rd., 26th overall) in 2008.

He's played for the Spurs (2008-11), Indiana Pacers (2011-16), and Utah Jazz (2016-17) before signing with the Sacramento Kings this offseason. Hill has played in more than 600 games and made nearly 400 starts in his NBA career.

2017-2018 MISCELLANEOUS STATISTICS

IUPUI'S RECORD WHEN...

	'17-18 Overall	2018 HL	Under Gardner
Home:	3-1	0-0	24-15
Away:	1-9	1-2	16-49
Neutral:	0-0	0-0	1-4
Overtime:	0-0	0-0	4-6
Lead @ Halftime:	2-1	0-0	31-10
Trail @ Halftime:	1-9	0-2	7-55
Tied @ Halftime:	1-0	1-0	3-3
Leading w/ 5:00 left:	4-1	1-0	34-5
Trailing w/ 5:00 left:	0-8	0-2	3-59
Tied w/ 5:00 left:	0-1	0-0	4-4
Shooting 50% or better:	2-2	0-0	20-3
Shooting 40-50%:	2-1	1-0	20-29
Shooting less than 40%:	0-7	0-2	1-36
Shooting better % than opp.	4-1	1-0	38-8
Shooting worse % than opp.	0-9	0-2	3-60
Scoring less than 60:	0-4	0-2	3-26
Score 60-69 pts:	2-2	1-0	6-22
Score 70-79 pts:	1-3	0-0	14-14
Score 80-89 pts:	1-1	0-0	15-6
Score 90+ pts:	0-0	0-0	3-0
Opp. scores less than 60:	2-0	1-0	9-5
Opp. scores 60-69 pts:	1-2	0-1	15-14
Opp. scores 70-79 pts:	1-2	0-1	9-23
Opp. scores 80-89 pts:	0-4	0-0	8-16
Opp. scores 90+ pts:	0-2	0-0	0-10
Commit less TO than opp.	2-7	0-2	21-29
Commit more TO than opp.	2-3	1-0	20-36
Commit same TO as opp.	0-0	0-0	0-3
Outrebound opponent:	3-2	1-0	26-18
Outrebounded:	0-8	0-2	13-48
Rebounding is equal:	1-0	0-0	2-2
Bench outscores opp.:	4-5	1-1	36-36
Bench is outscored:	0-4	0-1	5-27
Bench scoring is equal:	0-1	0-0	0-5
Hit more FT than opp.:	1-2	0-0	24-10
Hit less FT than opp.:	3-7	1-1	16-55
Hit same FT as opp.:	0-1	0-1	1-3
Hit more 3's than opp.:	2-3	1-2	19-24
Hit less 3's than opp.:	1-7	0-0	18-36
Hit same 3's as opp.:	1-0	0-0	4-8
Decided by 5 pts or less:	1-2	1-0	18-16
Decided by 6-10 points:	1-1	0-1	5-19
Decided by 10+ points:	2-7	0-1	18-33
In home whites:	3-1	0-0	25-15
In road blacks:	1-4	1-1	3-19
In road reds:	0-5	0-1	13-34
7 in double-digits:	0-0	0-0	1-0
6 in double-digits:	0-0	0-0	1-0
5 in double-digits:	0-0	0-0	5-3
4 in double-digits:	2-1	1-0	13-8
3 in double-digits:	1-5	0-0	11-21
2 in double-digits:	1-2	0-1	8-28
1 in double-digits:	0-2	0-1	2-6
0 in double-digits:	0-0	0-0	0-2
On Mondays:	1-1	0-0	2-8
On Tuesdays:	2-1	1-0	2-10
On Wednesdays:	0-1	0-0	6-9
On Thursdays:	0-1	0-1	3-10
On Fridays:	1-1	0-0	5-5
On Saturdays:	0-4	0-1	19-22
On Sundays:	0-1	0-0	4-5
In November:	2-3	0-0	8-17
In December:	1-7	0-2	10-22
In January:	1-0	1-0	14-12
In February:	0-0	0-0	8-14
In March:	0-0	0-0	1-3

TIMES LED

Player	TIMES LED					GAMES WITH								TOTAL	
	Pts.	Reb.	Ast.	Stl.	Blk.	10+ Pts.	20+ Pts.	10+ Reb.	3+ Ast.	3+ Blk.	3+ Stl.	3+ 3's		Dunks	Dbl-Dbls
0-Minnett	1/1	0/0	2/2	1/1	1/1	4/4	0/0	0/0	0/0	0/0	0/0	3/3		0/0	0/0
1-Henderson	2/5	1/2	4/11	2/20	1/5	10/23	0/0	0/0	6/15	0/0	1/5	1/5		0/2	0/0
10-Rogers	0/0	0/0	8/8	0/0	1/1	1/1	0/0	0/0	7/7	0/0	0/0	0/0		0/0	0/0
12-Hudson	0/0	0/0	0/0	0/0	0/0	0/0	0/0	0/0	0/0	0/0	0/0	0/0		0/0	0/0
22-McCall	2/6	3/12	4/12	8/20	1/6	2/9	1/2	0/3	3/12	0/0	4/5	1/2		6/17	0/0
24-Hall	0/2	3/15	0/1	0/5	5/22	6/19	0/1	1/4	0/3	0/3	0/0	0/0		0/10	1/3
25-Patterson	4/10	1/1	3/10	3/16	2/8	7/25	0/0	0/0	5/14	1/1	0/5	5/15		4/13	0/0
31-Kirby	1/1	2/2	0/0	0/0	1/1	2/2	0/0	0/0	0/0	0/0	0/0	0/0		2/2	0/0
32-Goss	0/0	2/2	0/0	2/2	3/3	1/1	0/0	1/1	0/0	1/1	0/0	0/0		5/5	0/0
35-Thomas	0/0	0/0	0/0	0/0	0/0	0/0	0/0	0/0	0/0	0/0	0/0	0/0		0/0	0/0
40-Borgman	0/0	0/0	0/0	0/0	0/0	0/0	0/0	0/0	0/0	0/0	0/0	0/0		1/1	0/0
45-Brennan	4/8	2/4	1/6	0/10	4/20	5/23	2/2	0/1	2/6	1/2	0/3	1/2		0/4	0/1

totals listed by season/career

SPECIALTY STATS (IUPUI/OPP)

PP = Points in the Paint; POT = Points off Turnover; 2nd = 2nd Chance Points; BP = Bench Points

Opponent	Result	PP	POT	2nd	BP	Lead	Largest	Largest	Lead	Ties
# Carroll University	W, 65-56	34/20	32/4	14/15	14/15	14	5	6	4	
at Bradley	L, 53-68	18/20	13/13	14/10	5/34	3	18	3	1	
Anderson University	W, 75-43	38/18	27/12	12/5	24/11	33	-	0	0	
at Eastern Illinois	L, 79-80	42/33	11/19	9/12	4/20	7	3	9	13	
Morehead State	W, 67-61	24/30	16/12	8/6	17/8	11	-	0	1	
at Western Illinois	L, 77-90	34/32	22/11	20/3	28/26	2	28	1	1	
at Ball State	L, 64-83	28/40	15/19	6/14	40/28	1	28	2	0	
SIUE	L, 81-82	38/22	21/10	12/9	21/21	9	10	12	9	
at Purdue	L, 61-86	26/36	16/23	7/7	42/27	9	32	5	2	
at Washington State	L, 59-72	22/36	9/12	11/9	25/15	2	19	1	1	
at Gonzaga	L, 71-101	38/48	8/15	11/6	40/61	-	30	0	0	
IU Kokomo	W, 87-76	54/28	16/14	15/11	42/14	13	9	10	5	
*at Northern Kentucky	L, 59-77	26/38	15/14	13/8	18/26	9	19	1	2	
*at Wright State	L, 52-60	18/22	14/13	3/5	21/17	6	10	5	0	
*at Green Bay	W, 67-63	36/26	16/14	11/7	26/6	11	8	3	1	
*UIC										
*Milwaukee										
*Green Bay										
*Detroit Mercy										
*at Cleveland State										
*at Youngstown State										
*at UIC										
*at Detroit Mercy										
*at Oakland										
*Cleveland State										
*Youngstown State										
*at Milwaukee										
*Oakland										
*Wright State										
*Northern Kentucky										
HL Tourney (1st rd)										
HL Tourney (2nd rd)										
HL Tourney (3rd rd)										
HL Semifinals										
HL Finals										
Season Highs		54/48	27/23	20/14	42/61	33	30	12	13	
Season Lows		18/18	8/10	3/3	4/6	-	-	-	-	
Totals		442/429	219/201	152/112	353/314	-	-	52	37	
Averages		31.6/30.6	15.6/14.4	10.9/8.0	25.2/22.4			3.7	2.6	

WIN/LOSS MARGINS

Margin	W	L
1		1
2		
3		1
4	1	
5		
6	1	
7		
8		
9		
10		
11-15		3
16-20		2
21-30		2
30+	1	

2017-2018 IUPUI STATISTICS

THE STAT CREW SYSTEM IUPUI Combined Team Statistics (as of Jan 02, 2018) All games



RECORD:	OVERALL	HOME	AWAY	NEUTRAL
ALL GAMES	4-10	3-1	1-9	0-0
CONFERENCE	1-2	0-0	1-2	0-0
NON-CONFERENCE	3-8	3-1	0-7	0-0

#	Player	gp-gs	min	avg	Total		3-Point		F-Throw		Rebounds				pf	dq	a	to	blk	stl	pts	avg
					fg-fga	fg%	3fg-fga	3fg%	ft-fa	ft%	off	def	tot	avg								
45	BRENNAN, Aaron	14-14	359	25.6	61-141	.433	10-42	.238	23-30	.767	17	34	51	3.6	35	2	24	25	10	12	155	11.1
01	HENDERSON, T.J.	14-5	357	25.5	46-111	.414	18-56	.321	41-52	.788	13	29	42	3.0	24	0	32	34	3	12	151	10.8
25	PATTERSON, Ron	14-13	398	28.4	55-131	.420	31-85	.365	10-11	.909	7	33	40	2.9	31	1	30	18	6	16	151	10.8
24	HALL, Evan	13-13	261	20.1	45-96	.469	0-0	.000	11-38	.289	24	33	57	4.4	38	0	8	27	9	4	101	7.8
00	MINNETT, Jaylen	14-4	326	23.3	33-88	.375	24-61	.393	15-17	.882	8	12	20	1.4	25	0	20	18	1	9	105	7.5
22	McCALL, D.J.	13-11	340	26.2	33-72	.458	5-18	.278	11-22	.500	32	30	62	4.8	29	2	21	20	3	25	82	6.3
31	KIRBY, Maurice	14-1	235	16.8	31-61	.508	0-0	.000	12-21	.571	22	42	64	4.6	29	0	7	12	1	5	74	5.3
32	GOSS, Elyjah	14-0	211	15.1	23-59	.390	3-10	.300	15-17	.882	20	36	56	4.0	20	0	7	12	6	7	64	4.6
10	ROGERS, Nick	11-9	259	23.5	17-62	.274	7-25	.280	7-13	.538	2	13	15	1.4	23	0	34	22	1	5	48	4.4
35	THOMAS, Noah	2-0	8	4.0	1-1	1.000	0-0	.000	2-2	1.000	1	3	4	2.0	3	0	0	0	1	0	4	2.0
12	HUDSON, Chad	6-0	24	4.0	2-5	.400	0-2	.000	5-7	.714	0	1	1	0.2	7	0	2	2	0	0	9	1.5
40	BORGMAN, Evan	6-0	22	3.7	2-5	.400	0-1	.000	4-4	1.000	2	3	5	0.8	2	0	0	3	0	0	8	1.3
Team											21	22	43		1		2					
Total.....		14	2800		349-832	.419	98-300	.327	156-234	.667	169	291	460	32.9	267	5	185	195	41	95	952	68.0
Opponents.....		14	2800		362-732	.495	107-284	.377	211-288	.733	124	359	483	34.5	234	4	206	217	54	99	1042	74.4

TEAM STATISTICS	IUPUI	OPP
SCORING	952	1042
Points per game	68.0	74.4
Scoring margin	-6.4	-
FIELD GOALS-ATT	349-832	362-732
Field goal pct	.419	.495
3 POINT FG-ATT	98-300	107-284
3-point FG pct	.327	.377
3-pt FG made per game	7.0	7.6
FREE THROWS-ATT	156-234	211-288
Free throw pct	.667	.733
F-Throws made per game	11.1	15.1
REBOUNDS	460	483
Rebounds per game	32.9	34.5
Rebounding margin	-1.6	-
ASSISTS	185	206
Assists per game	13.2	14.7
TURNOVERS	195	217
Turnovers per game	13.9	15.5
Turnover margin	+1.6	-
Assist/turnover ratio	0.9	0.9
STEALS	95	99
Steals per game	6.8	7.1
BLOCKS	41	54
Blocks per game	2.9	3.9
ATTENDANCE	3611	41464
Home games-Avg/Game	4-903	10-4146
Neutral site-Avg/Game	-	0-0

Date	Opponent		Score	Att.
11/11/17	at Bradley	L	53-68	4936
11/13/17	ANDERSON	W	75-43	1175
11/17/17	at Eastern Illinois	L	79-80	769
11/21/17	MOREHEAD STATE	W	67-61	1012
11/28/17	at Western Illinois	L	77-90	589
12/02/17	at Ball State	L	64-83	3505
12/06/17	SIUE	L	81-82	809
12/10/17	at Purdue	L	61-86	13641
12/16/17	at Washington State	L	59-72	2240
12/18/17	at Gonzaga	L	71-101	6000
12/22/17	IU KOKOMO	W	87-76	615
* 12/28/17	at Northern Kentucky	L	59-77	4203
* 12/30/17	at Wright State	L	52-60	3649
* 1/2/18	at Green Bay	W	67-63	1932

* = Horizon League game

Score by Periods	1st	2nd	Totals
IUPUI	422	530	952
Opponents	492	550	1042

2017-2018 IUPUI HORIZON LEAGUE ONLY STATISTICS

THE STAT CREW SYSTEM IUPUI Combined Team Statistics (as of Jan 02, 2018) Conference games only



RECORD:	OVERALL	HOME	AWAY	NEUTRAL
ALL GAMES	1-2	0-0	1-2	0-0
CONFERENCE	1-2	0-0	1-2	0-0
NON-CONFERENCE	0-0	0-0	0-0	0-0

#	Player	gp-gs	min	avg	Total		3-Point		F-Throw		Rebounds				pf	dq	a	to	blk	stl	pts	avg
					fg-fga	fg%	3fg-fga	3fg%	ft-fa	ft%	off	def	tot	avg								
01	HENDERSON, T.J.	3-0	56	18.7	9-26	.346	5-12	.417	3-4	.750	2	6	8	2.7	8	0	3	8	0	3	26	8.7
45	BRENNAN, Aaron	3-3	77	25.7	9-23	.391	2-6	.333	5-7	.714	2	8	10	3.3	6	0	6	8	2	1	25	8.3
25	PATTERSON, Ron	3-3	80	26.7	9-22	.409	4-12	.333	1-1	1.000	1	8	9	3.0	8	1	5	4	1	3	23	7.7
00	MINNETT, Jaylen	3-0	70	23.3	7-22	.318	7-17	.412	2-3	.667	0	3	3	1.0	5	0	4	5	0	2	23	7.7
10	ROGERS, Nick	3-3	76	25.3	7-25	.280	3-9	.333	5-8	.625	0	6	6	2.0	4	0	8	5	0	1	22	7.3
24	HALL, Evan	3-3	58	19.3	9-19	.474	0-0	.000	4-11	.364	10	8	18	6.0	10	0	2	9	2	2	22	7.3
22	McCALL, D.J.	3-3	83	27.7	8-13	.615	1-5	.200	4-7	.571	9	10	19	6.3	6	0	4	3	1	6	21	7.0
31	KIRBY, Maurice	3-0	51	17.0	4-9	.444	0-0	.000	2-6	.333	3	6	9	3.0	8	0	0	0	0	0	10	3.3
12	HUDSON, Chad	1-0	1	1.0	1-1	1.000	0-0	.000	0-0	.000	0	0	0	0.0	0	0	0	0	0	0	2	2.0
32	GOSS, Elyjah	3-0	47	15.7	1-12	.083	0-1	.000	2-2	1.000	4	5	9	3.0	2	0	0	4	3	2	4	1.3
40	BORGMAN, Evan	1-0	1	1.0	0-1	.000	0-0	.000	0-0	.000	1	0	1	1.0	0	0	0	0	0	0	0	0.0
Team											5	6	11									
Total.....		3	600		64-173	.370	22-62	.355	28-49	.571	37	66	103	34.3	57	1	32	46	9	20	178	59.3
Opponents.....		3	600		71-151	.470	13-51	.255	45-58	.776	22	85	107	35.7	49	1	44	48	10	30	200	66.7

TEAM STATISTICS	IUPUI	OPP
SCORING	178	200
Points per game	59.3	66.7
Scoring margin	-7.3	-
FIELD GOALS-ATT	64-173	71-151
Field goal pct	.370	.470
3 POINT FG-ATT	22-62	13-51
3-point FG pct	.355	.255
3-pt FG made per game	7.3	4.3
FREE THROWS-ATT	28-49	45-58
Free throw pct	.571	.776
F-Throws made per game	9.3	15.0
REBOUNDS	103	107
Rebounds per game	34.3	35.7
Rebounding margin	-1.3	-
ASSISTS	32	44
Assists per game	10.7	14.7
TURNOVERS	46	48
Turnovers per game	15.3	16.0
Turnover margin	+0.7	-
Assist/turnover ratio	0.7	0.9
STEALS	20	30
Steals per game	6.7	10.0
BLOCKS	9	10
Blocks per game	3.0	3.3
ATTENDANCE	0	9784
Home games-Avg/Game	0-0	3-3261
Neutral site-Avg/Game	-	0-0

Date	Opponent		Score	Att.
* 12/28/17	at Northern Kentucky	L	59-77	4203
* 12/30/17	at Wright State	L	52-60	3649
* 1/2/18	at Green Bay	W	67-63	1932

* = Horizon League game

Score by Periods	1st	2nd	Totals
IUPUI	74	104	178
Opponents	90	110	200

2017-2018 STATISTICAL SPLITS

Wins (4 total)

#	Player	gp-gs	min	avg	Total		3-Point		F-Throw		Rebounds				pf	dq	a	to	blk	stl	pts	avg
					fg-fga	fg%	3fg-fga	3fg%	ft-fa	ft%	off	def	tot	avg								
01	HENDERSON, T.J.	4-2	99	24.8	18-30	.600	8-17	.471	9-12	.750	4	14	18	4.5	7	0	9	12	3	4	53	13.3
45	BRENNAN, Aaron	4-4	103	25.8	20-39	.513	2-8	.250	10-15	.667	6	15	21	5.3	7	0	9	11	3	4	52	13.0
25	PATTERSON, Ron	4-4	115	28.8	14-31	.452	6-20	.300	5-5	1.000	2	12	14	3.5	14	1	12	6	2	5	39	9.8
24	HALL, Evan	3-3	62	20.7	13-27	.481	0-0	.000	3-11	.273	8	7	15	5.0	9	0	2	8	3	1	29	9.7
00	MINNETT, Jaylen	4-1	96	24.0	11-27	.407	8-18	.444	3-3	1.000	0	4	4	1.0	9	0	6	4	1	3	33	8.3
31	KIRBY, Maurice	4-1	65	16.3	10-18	.556	0-0	.000	2-4	.500	4	16	20	5.0	9	0	1	3	1	2	22	5.5
22	McCALL, D.J.	4-3	102	25.5	9-18	.500	0-2	.000	4-9	.444	7	10	17	4.3	11	0	12	7	2	9	22	5.5
32	GOSS, Elyjah	4-0	62	15.5	5-14	.357	0-0	.000	8-10	.800	7	17	24	6.0	8	0	2	3	3	0	18	4.5
10	ROGERS, Nick	3-2	63	21.0	5-19	.263	1-4	.250	2-7	.286	0	6	6	2.0	6	0	9	4	0	1	13	4.3
35	THOMAS, Noah	1-0	6	6.0	1-1	1.000	0-0	.000	2-2	1.000	1	3	4	4.0	3	0	0	0	1	0	4	4.0
40	BORGMAN, Evan	2-0	14	7.0	2-4	.500	0-1	.000	2-2	1.000	1	2	3	1.5	2	0	0	3	0	0	6	3.0
12	HUDSON, Chad	2-0	13	6.5	0-1	.000	0-1	.000	5-6	.833	0	0	0	0.0	2	0	1	2	0	0	5	2.5
Team											5	7	12					1				
Total.....		4	800		108-229	.472	25-71	.352	55-86	.640	45	113	158	39.5	87	1	63	64	19	29	296	74.0
Opponents.....		4	800		80-213	.376	19-84	.226	64-97	.660	41	93	134	33.5	80	1	41	68	13	32	243	60.8

Losses (10 total)

#	Player	gp-gs	min	avg	Total		3-Point		F-Throw		Rebounds				pf	dq	a	to	blk	stl	pts	avg
					fg-fga	fg%	3fg-fga	3fg%	ft-fa	ft%	off	def	tot	avg								
25	PATTERSON, Ron	10-9	283	28.3	41-100	.410	25-65	.385	5-6	.833	5	21	26	2.6	17	0	18	12	4	11	112	11.2
45	BRENNAN, Aaron	10-10	256	25.6	41-102	.402	8-34	.235	13-15	.867	11	19	30	3.0	28	2	15	14	7	8	103	10.3
01	HENDERSON, T.J.	10-3	258	25.8	28-81	.346	10-39	.256	32-40	.800	9	15	24	2.4	17	0	23	22	0	8	98	9.8
00	MINNETT, Jaylen	10-3	230	23.0	22-61	.361	16-43	.372	12-14	.857	8	8	16	1.6	16	0	14	14	0	6	72	7.2
24	HALL, Evan	10-10	199	19.9	32-69	.464	0-0	.000	8-27	.296	16	26	42	4.2	29	0	6	19	6	3	72	7.2
22	McCALL, D.J.	9-8	238	26.4	24-54	.444	5-16	.313	7-13	.538	25	20	45	5.0	18	2	9	13	1	16	60	6.7
31	KIRBY, Maurice	10-0	170	17.0	21-43	.488	0-0	.000	10-17	.588	18	26	44	4.4	20	0	6	9	0	3	52	5.2
32	GOSS, Elyjah	10-0	149	14.9	18-45	.400	3-10	.300	7-7	1.000	13	19	32	3.2	12	0	5	9	3	7	46	4.6
10	ROGERS, Nick	8-7	196	24.5	12-43	.279	6-21	.286	5-6	.833	2	7	9	1.1	17	0	25	18	1	4	35	4.4
12	HUDSON, Chad	4-0	11	2.8	2-4	.500	0-1	.000	0-1	.000	0	1	1	0.3	5	0	1	0	0	0	4	1.0
40	BORGMAN, Evan	4-0	8	2.0	0-1	.000	0-0	.000	2-2	1.000	1	1	2	0.5	0	0	0	0	0	0	2	0.5
35	THOMAS, Noah	1-0	2	2.0	0-0	.000	0-0	.000	0-0	.000	0	0	0	0.0	0	0	0	0	0	0	0	0.0
Team											16	15	31		1			1				
Total.....		10	2000		241-603	.400	73-229	.319	101-148	.682	124	178	302	30.2	180	4	122	131	22	66	656	65.6
Opponents.....		10	2000		282-519	.543	88-200	.440	147-191	.770	83	266	349	34.9	154	3	165	149	41	67	799	79.9

Home (3-1)

#	Player	gp-gs	min	avg	Total		3-Point		F-Throw		Rebounds				pf	dq	a	to	blk	stl	pts	avg
					fg-fga	fg%	3fg-fga	3fg%	ft-fa	ft%	off	def	tot	avg								
45	BRENNAN, Aaron	4-4	111	27.8	25-50	.500	5-13	.385	11-16	.688	8	15	23	5.8	7	0	11	9	5	6	66	16.5
01	HENDERSON, T.J.	4-2	106	26.5	15-30	.500	5-17	.294	15-20	.750	5	13	18	4.5	5	0	12	10	3	4	50	12.5
25	PATTERSON, Ron	4-4	121	30.3	15-33	.455	8-24	.333	5-5	1.000	3	8	11	2.8	10	0	12	7	5	4	43	10.8
24	HALL, Evan	3-3	59	19.7	15-27	.556	0-0	.000	1-8	.125	3	6	9	3.0	10	0	2	5	3	1	31	10.3
00	MINNETT, Jaylen	4-1	87	21.8	9-20	.450	5-14	.357	4-4	1.000	0	3	3	0.8	8	0	7	4	1	2	27	6.8
22	McCALL, D.J.	4-3	107	26.8	11-19	.579	0-1	.000	3-8	.375	9	8	17	4.3	12	1	11	7	2	9	25	6.3
31	KIRBY, Maurice	4-1	66	16.5	11-18	.611	0-0	.000	2-5	.400	4	18	22	5.5	8	0	2	4	1	2	24	6.0
32	GOSS, Elyjah	4-0	52	13.0	6-14	.429	0-0	.000	8-10	.800	7	15	22	5.5	8	0	2	2	3	0	20	5.0
35	THOMAS, Noah	1-0	6	6.0	1-1	1.000	0-0	.000	2-2	1.000	1	3	4	4.0	3	0	0	0	1	0	4	4.0
10	ROGERS, Nick	3-2	58	19.3	3-12	.250	1-5	.200	2-5	.400	0	2	2	0.7	6	0	11	3	0	1	9	3.0
40	BORGMAN, Evan	2-0	14	7.0	2-4	.500	0-1	.000	2-2	1.000	1	2	3	1.5	2	0	0	3	0	0	6	3.0
12	HUDSON, Chad	2-0	13	6.5	0-1	.000	0-1	.000	5-6	.833	0	0	0	0.0	2	0	1	2	0	0	5	2.5
Team											5	7	12					1				
Total.....		4	800		113-229	.493	24-76	.316	60-91	.659	46	100	146	36.5	81	1	71	57	24	29	310	77.5
Opponents.....		4	800		89-214	.416	29-83	.349	55-89	.618	46	87	133	33.2	84	2	41	69	15	23	262	65.5

Road (1-9)

Road (1-9)		Total				3-Point		F-Throw		Rebounds															
#	Player	gp-gs	min	avg	fg-fga	fg%	3fg-fga	3fg%	ft-fa	ft%	off	def	tot	avg	pf	dq	a	to	blk	stl	pts	avg			
25	PATTERSON, Ron	10-9	277	27.7	40-98	.408	23-61	.377	5-6	.833	4	25	29	2.9	21	1	18	11	1	12	108	10.8			
01	HENDERSON, T.J.	10-3	251	25.1	31-81	.383	13-39	.333	26-32	.813	8	16	24	2.4	19	0	20	24	0	8	101	10.1			
45	BRENNAN, Aaron	10-10	248	24.8	36-91	.396	5-29	.172	12-14	.857	9	19	28	2.8	28	2	13	16	5	6	89	8.9			
00	MINNETT, Jaylen	10-3	239	23.9	24-68	.353	19-47	.404	11-13	.846	8	9	17	1.7	17	0	13	14	0	7	78	7.8			
24	HALL, Evan	10-10	202	20.2	30-69	.435	0-0	.000	10-30	.333	21	27	48	4.8	28	0	6	22	6	3	70	7.0			
22	McCALL, D.J.	9-8	233	25.9	22-53	.415	5-17	.294	8-14	.571	23	22	45	5.0	17	1	10	13	1	16	57	6.3			
31	KIRBY, Maurice	10-0	169	16.9	20-43	.465	0-0	.000	10-16	.625	18	24	42	4.2	21	0	5	8	0	3	50	5.0			
10	ROGERS, Nick	8-7	201	25.1	14-50	.280	6-20	.300	5-8	.625	2	11	13	1.6	17	0	23	19	1	4	39	4.9			
32	GOSS, Elyjah	10-0	159	15.9	17-45	.378	3-10	.300	7-7	1.000	13	21	34	3.4	12	0	5	10	3	7	44	4.4			
12	HUDSON, Chad	4-0	11	2.8	2-4	.500	0-1	.000	0-1	.000	0	1	1	0.3	5	0	1	0	0	0	4	1.0			
40	BORGMAN, Evan	4-0	8	2.0	0-1	.000	0-0	.000	2-2	1.000	1	1	2	0.5	0	0	0	0	0	0	2	0.5			
35	THOMAS, Noah	1-0	2	2.0	0-0	.000	0-0	.000	0-0	.000	0	0	0	0.0	0	0	0	0	0	0	0	0.0			
Team											16	15	31		1			1							
Total.....		10	2000		236-603	.391	74-224	.330	96-143	.671	123	191	314	31.4	186	4	114	138	17	66	642	64.2			
Opponents.....		10	2000		273-518	.527	78-201	.388	156-199	.784	78	272	350	35.0	150	2	165	148	39	76	780	78.0			

2017-2018 INDIVIDUAL SUPERLATIVES

	<i>IUPUI</i>	<i>Opponent</i>
Points	25 - three times	27 - four times
Field Goals Made	12 - Aaron Brennan at E. Illinois (11/17/17)	11 - twice
Field Goals Attempted	20 - D.J. McCall at W. Illinois (11/28/17)	17 - Carsen Edwards at Purdue (12/10/17)
Highest FG Pct. (min. 5 made)	.714 (5-7) -T.J. Henderson at Green Bay (1/2/18)	1.000 (5-5) - Trey Moses at Ball State (12/2/17)
3-Pt Field Goals Made	5 - Ron Patterson at Washington St. (12/16/17)	7 - Terrell Lewis at E. Illinois (11/17/17)
3-Pt Field Goals Attempted	13 - Ron Patterson at Washington St. (12/16/17)	9 - twice
3-Pt FG Pct. (min. 3 made)	.600 (3-5) - four times	1.000 (3-3) - David McFarland vs. SIUE (12/6/17)
Free Throws Made	8 - T.J. Henderson vs. Morehead State (11/21/17)	10 - Killian Tillie at Gonzaga (12/18/17)
Free Throws Attempted	10 - T.J. Henderson vs. Morehead State (11/21/17)	13 - Jajuan Starks at E. Illinois (11/17/17)
Free Throw Pct. (min. 5 made)	.875 (7-8) - T.J. Henderson at Gonzaga (12/18/17)	1.000 (10-10) - Killian Tillie at Gonzaga (12/18/17)
Offensive Rebounds	7 - twice	4 - four times
Defensive Rebounds	8 - twice	13 - twice
Total Rebounds	12 - Elyjah Goss vs. Anderson (11/13/17)	14 - Johnathan Williams at Gonzaga (12/18/17)
Assists	6 - Ron Patterson at E. Illinois (11/17/17)	9 - Eddie Miles vs. IU Kokomo (12/22/17)
Turnovers	4 - eight times	8 - Justin Mitchell at Wright State (12/30/17)
Blocked Shots	3 - three times	5 - Brandon Gilbeck at W. Illinois (11/28/17)
Steals	4 - three times	4 - Justin Mitchell at Wright State (12/30/17)
Minutes Played (regulation game)	38 - twice	40 - twice
Minutes Played (OT game)		

2017-2018 GAME-BY-GAME LEADERS / STARTING FIVES

<i>Opponent</i>	<i>Starting 5</i>	<i>Points</i>	<i>Rebounds</i>	<i>Assists</i>	<i>Blocks</i>	<i>Steals</i>
Carroll University #	Minnett-Henderson-Patterson-Hall-Brennan	Brennan (15)	Kirby (9)	Henderson (4)	Kirby (3)	Henderson (6)
at Bradley	Minnett-Henderson-Patterson-Hall-Brennan	Patterson (16)	Hall (7)	Henderson (3)	Hall (1)	Henderson (2)
Anderson	Minnett-Henderson-Patterson-Kirby-Brennan	Brennan (18)	Goss (12)	McCall (4)	Goss (3)	Henderson (3)
at Eastern Illinois	Minnett-Henderson-Patterson-Hall-Brennan	Brennan (25)	Brennan (7)	Patterson (6)	---	Patterson (2)
Morehead State	Henderson-McCall-Patterson-Hall-Brennan	Brennan (15)	Brennan (7)	2 tied w/ (3)	2 tied w/ (1)	McCall (2)
at Western Illinois	Henderson-McCall-Patterson-Hall-Brennan	McCall (25)	McCall (8)	Rogers (4)	w tied w/ (1)	2 tied w/ (2)
at Ball State	Minnett-Rogers-McCall-Hall-Brennan	Patterson (14)	Kirby (7)	3 tied w/ (2)	Rogers (1)	2 tied w/ (3)
SIUE	Henderson-Rogers-Patterson-Hall-Brennan	Brennan (25)	McCall (9)	Rogers (5)	2 tied w/ (3)	McCall (4)
at Purdue	Rogers-McCall-Patterson-Hall-Brennan	Kirby (16)	Goss (6)	Minnett (2)	Hall (1)	McCall (4)
at Washington St.	Rogers-McCall-Patterson-Hall-Brennan	Patterson (19)	Patterson (6)	2 tied w/ (3)	Brennan (2)	McCall (2)
at Gonzaga	Rogers-McCall-Patterson-Hall-Brennan	Henderson (18)	Kirby (5)	Rogers (5)	---	Patterson (2)
IU Kokomo	Rogers-McCall-Patterson-Hall-Brennan	Henderson (19)	Henderson (8)	Patterson (5)	4 tied w/ (1)	McCall (3)
at Northern Ky.	Rogers-McCall-Patterson-Hall-Brennan	McCall (11)	McCall (7)	Rogers (3)	Goss (2)	McCall (2)
at Wright State	Rogers-McCall-Patterson-Hall-Brennan	Minnett (11)	Hall (6)	3 tied w/ (2)	2 tied w/ (1)	Goss (2)
at Green Bay	Rogers-McCall-Patterson-Hall-Brennan	Henderson (13)	Hall (10)	3 tied w/ (3)	Hall (2)	McCall (4)
UIC						
Milwaukee						
Green Bay						
Detroit Mercy						
at Cleveland State						
at Y'town State						
at UIC						
at Detroit Mercy						
at Oakland						
Cleveland State						
Y'town State						
at Milwaukee						
Oakland						
Wright State						
Northern Ky.						
HL 1st Rd.						
HL 2nd Rd.						
HL 3rd Rd.						
HL Semis						
HL Finals						

2017-2018 POINTS-REBOUNDS-ASSISTS

Opponent	Date	Score	00	01	10	12	22	24	25
			MINNETT,JA	HENDERSON,	ROGERS,NIC	HUDSON,CHA	MCCALL,DJ	HALL,EVAN	PATTERSON,
at Bradley	11/11/17	53-68	L 5-2-1	10-3-3	DNP	0-1-0	DNP	11-7-1	16-2-1
ANDERSON	11/13/17	75-43	w 5-0-2	10-2-3	DNP	3-0-1	3-2-4	DNP	9-3-3
at Eastern Illinois	11/17/17	79-80	L 8-1-1	10-3-5	DNP	DNP	0-5-0	13-5-2	19-4-6
MOREHEAD STATE	11/21/17	67-61	w 11-0-2	11-5-3	0-2-2	DNP	8-4-3	6-1-0	10-1-1
at Western Illinois	11/28/17	77-90	L 12-4-2	7-2-2	4-0-4	DNP	25-8-1	4-6-0	5-2-2
at Ball State	12/02/17	64-83	L 8-0-1	11-1-2	5-1-2	DNP	0-6-2	4-3-0	14-3-1
SIUE	12/06/17	81-82	L 3-1-1	10-3-4	7-0-5	DNP	8-9-2	12-4-1	8-2-3
at Purdue	12/10/17	61-86	L 12-3-2	10-1-1	6-1-1	2-0-1	4-2-1	0-1-1	3-2-1
at Washington State	12/16/17	59-72	L 5-4-1	9-2-3	2-5-3	DNP	3-1-2	4-4-0	19-6-1
at Gonzaga	12/18/17	71-101	L 5-0-1	18-4-1	0-0-5	0-0-0	4-4-0	12-4-0	9-1-1
IU KOKOMO	12/22/17	87-76	w 8-2-2	19-8-2	2-0-4	2-0-0	6-2-2	13-4-1	16-5-5
at Northern Kentucky	12/28/17	59-77	L 3-0-2	7-4-1	5-1-3	2-0-0	11-7-1	9-2-0	9-2-1
at Wright State	12/30/17	52-60	L 11-1-2	6-1-1	6-1-2	DNP	5-3-0	3-6-1	10-2-1
at Green Bay	1/2/18	67-63	w 9-2-0	13-3-1	11-4-3	DNP	5-9-3	10-10-1	4-5-3

Opponent	Date	Score	31	32	35	40	45
			KIRBY,MAUR	GOSS,ELYJA	THOMAS,NOA	BORGMAN,EV	BRENNAN,AA
at Bradley	11/11/17	53-68	L 1-5-0	2-6-0	DNP	2-1-0	6-2-2
ANDERSON	11/13/17	75-43	w 9-9-1	8-12-0	4-4-0	6-3-0	18-6-3
at Eastern Illinois	11/17/17	79-80	L 0-4-2	4-0-1	DNP	DNP	25-7-2
MOREHEAD STATE	11/21/17	67-61	w 2-2-0	4-4-0	DNP	DNP	15-7-2
at Western Illinois	11/28/17	77-90	L 2-3-1	10-1-1	DNP	DNP	8-6-1
at Ball State	12/02/17	64-83	L 8-7-1	7-6-1	DNP	DNP	7-1-1
SIUE	12/06/17	81-82	L 6-4-1	2-1-0	DNP	DNP	25-5-4
at Purdue	12/10/17	61-86	L 16-4-1	2-6-1	0-0-0	0-0-0	6-2-0
at Washington State	12/16/17	59-72	L 2-5-0	9-2-0	DNP	DNP	6-0-1
at Gonzaga	12/18/17	71-101	L 11-5-0	6-4-1	DNP	0-0-0	6-0-0
IU KOKOMO	12/22/17	87-76	w 7-7-0	6-5-2	DNP	0-0-0	8-5-2
at Northern Kentucky	12/28/17	59-77	L 4-4-0	2-2-0	DNP	0-1-0	7-5-2
at Wright State	12/30/17	52-60	L 2-3-0	2-4-0	DNP	DNP	7-2-2
at Green Bay	1/2/18	67-63	w 4-2-0	0-3-0	DNP	DNP	11-3-2

2017-2018 COMPARISON STATISTICS

Opponent	1st	2nd	Score	Mar	Total FG	FG Pct	3-Pointers	3FG Pct	Free Throws	FT Pct	Rebounds	Assist	T/Over	Block	Steal	Fouls
Bradley	19/28	34/40	53-68	(15)	15-53/25-56	.283/.446	6-20/12-21	.300/.571	17-20/6-12	.850/.500	35/39 (4)	8/20	12/14	1/3	6/4	17/20
ANDERSON	41/21	34/22	75-43	+32	29-56/13-51	.518/.255	6-18/4-24	.333/.167	11-14/13-24	.786/.542	41/32 +9	17/6	19/23	9/4	9/8	21/17
Eastern Illinois	41/38	38/42	79-80	(1)	34-57/24-47	.596/.511	8-17/9-20	.471/.450	3-7/23-31	.429/.742	29/26 +3	19/12	15/10	0/1	5/8	20/13
MOREHEAD STATE	32/25	35/36	67-61	+6	20-45/22-51	.444/.431	5-16/5-20	.313/.250	22-32/12-18	.688/.667	31/31 -	13/7	14/18	2/4	5/4	22/25
Western Illinois	24/48	53/42	77-90	(13)	29-73/29-48	.397/.604	9-30/10-17	.300/.588	10-18/22-26	.556/.846	34/37 (3)	14/14	10/17	2/8	8/3	21/14
Ball State	23/41	41/42	64-83	(19)	22-58/31-58	.379/.534	7-21/10-28	.333/.357	13-15/11-17	.867/.647	30/36 (6)	11/19	18/15	1/4	10/7	18/15
SIUE	41/42	40/40	81-82	(1)	30-60/27-47	.500/.574	6-23/11-16	.261/.688	15-26/17-25	.577/.680	31/30 +1	21/13	10/16	9/4	8/3	20/25
Purdue	31/40	30/46	61-86	(25)	23-54/31-57	.426/.544	7-21/8-26	.333/.308	8-11/16-17	.727/.941	26/30 (4)	10/20	18/13	1/3	7/11	18/11
Washington State	30/36	29/36	59-72	(13)	24-71/28-51	.338/.549	10-31/8-20	.323/.400	1-2/8-9	.500/.889	33/37 (4)	11/20	9/14	3/8	6/6	12/8
Gonzaga	31/47	40/54	71-101	(30)	25-64/34-50	.391/.680	5-22/8-18	.277/.444	16-21/25-29	.762/.862	24/38 (14)	9/16	10/17	0/2	4/7	23/20
IU KOKOMO	35/36	52/40	87-76	+11	34-68/27-65	.500/.415	7-19/9-23	.368/.391	12-19/13-22	.632/.591	43/40 +3	20/15	14/12	4/3	7/8	18/17
Northern Kentucky	22/31	37/46	59-77	(18)	21-62/31-54	.339/.574	8-21/6-15	.381/.400	9-13/9-12	.692/.750	31/38 (7)	10/18	12/13	3/7	7/8	16/15
Wright State	19/26	33/34	52-60	(8)	18-51/22-51	.353/.431	7-23/6-19	.304/.316	9-15/10-13	.600/.769	29/38 (9)	9/13	17/20	2/1	5/10	15/13
Green Bay	33/33	34/30	67-63	+4	25-60/18-46	.417/.391	7-18/1-17	.389/.059	10-21/26-33	.476/.788	43/31 +12	13/13	17/15	4/2	8/12	26/21

Note: Game totals are displayed in the format TEAM/OPPONENT for each category

2017-2018 TEAM SUPERLATIVES

IUPUI High	IUPUI Low	Statistical Category	Opponent High	Opponent Low
87 vs. IUK (12/22)	52 at Wright St. (12/30)	Points	101 at Gonzaga (12/18)	43 vs. Anderson (11/13)
41 - three times	19 - twice	First Half Points	48 at W. Illinois (11/28)	21 vs. Anderson (11/13)
53 at W. Illinois (11/28)	29 at Washington St. (12/16)	Second Half Points	54 at Gonzaga (12/18)	22 vs. Anderson (11/13)
34 - twice	15 at Bradley (11/11)	Field Goals	34 at Gonzaga (12/18)	13 vs. Anderson (11/13)
73 at W. Illinois (11/28)	45 vs. Morehead St. (11/21)	Field Goal Attempts	65 vs. IUK (12/22)	46 at Green Bay (1/2)
.596 at E. Illinois (11/17)	.283 at Bradley (11/11)	FG Percentage	.680 at Gonzaga (12/18)	.255 vs. Anderson (11/13)
10 at Washington St. (12/16)	5 - twice	3-Point Field Goals	12 at Bradley (11/11)	1 at Green Bay (1/2)
31 at Washington St. (12/16)	16 vs. Morehead St. (11/21)	3-Point Field Goal Att.	28 at Ball State (12/2)	15 at NKU (12/28)
.471 at E. Illinois (11/17)	.227 at Gonzaga (12/18)	3-Point FG Percentage	.688 vs. SIUE (12/6)	.059 at Green Bay (1/2)
22 vs. Morehead St. (11/21)	1 at Washington St. (12/16)	Free Throws	26 at Green Bay (1/2)	6 at Bradley (11/11)
32 vs. Morehead St. (11/21)	2 at Washington St. (12/16)	Free Throw Attempts	33 at Green Bay (1/2)	9 at Washington St. (12/16)
.867 at Ball State (12/2)	.429 at E. Illinois (11/17)	Free Throw Percentage	.941 at Purdue (12/10)	.500 at Bradley (11/11)
18 at W. Illinois (11/28)	7 at Wright St. (12/30)	Offensive Rebounds	14 vs. Anderson (11/13)	5 - twice
32 vs. IUK (12/22)	13 at Gonzaga (12/18)	Defensive Rebounds	32 - twice	16 at E. Illinois (11/17)
43 - twice	24 at Gonzaga (12/18)	Total Rebounds	40 vs. IUK (12/22)	26 at E. Illinois (11/17)
26 at Green Bay (1/2)	12 at Washington St. (12/16)	Fouls	25 - twice	8 at Washington St. (12/16)
21 vs. SIUE (12/6)	8 at Bradley (11/11)	Assists	20 - three times	6 vs. Anderson (11/13)
19 vs. Anderson (11/13)	9 at Washington St. (12/16)	Turnovers	23 vs. Anderson (11/13)	10 at E. Illinois (11/17)
9 - twice	0 - twice	Blocked Shots	8 - twice	1 - twice
10 at Ball State (12/2)	4 at Gonzaga (12/18)	Steals	12 at Green Bay (1/2)	3 - twice

HEAD COACH JASON GARDNER



Jason Gardner was named the eighth head coach in IUPUI men's basketball program's history on April 2, 2014. Gardner, the 1999 winner of the Indiana Mr. Basketball Award, spent a year on the University of Memphis bench and two seasons at Loyola prior to that.

In his first season on the Jaguars' bench, he guided IUPUI to 10 wins, more than tripling the program's Division I win total from a year prior. His hiring paid immediate dividends on the recruiting trail, as he immediately inked five Division I transfers, four of whom were former in-state standouts.

In year two, Gardner led the Jags to a 13-win season against one of the nation's stiffest schedules, including a 9-7 mark in league play and a finish in the top half of the league standings. He upped his program's win total to 14 in his third year while coaching the program's first Academic All-American (Matt O'Leary).

Gardner has shown he's a proven recruiter, inking talent, both through high school signees, transfers and graduate transfers.

While at Memphis, Gardner helped the Tigers to a 24-10 record as Shaq Goodwin and Joe Jackson earned All-Conference accolades. In addition, Memphis forward Austin Nichols was a unanimous selection to the American Athletics Conference All-Rookie Team after averaging 9.1 points and 4.2 boards per game. Gardner was a college teammate of current Memphis Head Coach Josh Pastner at Arizona.

Prior to coming to Memphis, Gardner was an assistant under Porter Moser at Loyola, helping the Ramblers to an eight-game improvement from 2011-12 to 2012-13. He coached Ben Averkamp to All-Horizon League accolades for two straight seasons, while Loyola point guard Cully Payne was a Bob Cousy Award nominee. He also helped recruit one of the top signing classes in the Horizon League prior to the 2012-13 season. Gardner's coaching career began in 2010 when he served as an assistant at nearby Cathedral High School.

Gardner's racked up numerous accolades during his prestigious high school, college and professional playing careers. He was a 1999 McDonald's and Parade All-American while at North Central High School, finishing his prep career with a school record 1,669 points. He was a two-time Gatorade Circle of Champions Indiana Player of the Year and was named the 1998-99 Indianapolis County Player of the Year by The Indianapolis Star and Indianapolis News. His senior season, he helped NCHS to the IHSAA 4A state championship and Tournament of Champions title while averaging 22.6 points, 4.7 rebounds, 4.0 assists and 3.0 steals per game.

The 5-foot-10 point guard was recruited to the University of Arizona by legendary Head Coach Lute Olsen, where he was a four-year All-American for the Wildcats. He was the 2002-03 Naismith National Player of the Year and Lowe's Senior CLASS award recipient. He was the 2000 consensus National Freshman of the Year and closed his career as one of four players in Pac-12 history with 1,500 points, 500 assists and 200 steals for a career. He helped lead Arizona to two Pac-12 regular season titles (2000, 2003) and four consecutive NCAA Tournament berths. The Wildcats made three Sweet Sixteens (2001, 2002, 2003), two Elite Eights (2001, 2003) and were the NCAA national runner-up in 2001. All total, Arizona won 107 games during Gardner's four seasons and he still holds school records for games started (135) and minutes played (4,825), while ranking third in school history with 1,984 career points. He also finished second in threes made (318) and fourth in assists (622). He earned his degree from the university in 2011 in disciplinary studies.

Gardner later played professionally overseas for more than eight years, primarily in Germany. In 2009, he was named MVP of German Basketball Bundesliga after helping Oldenburg to the league crown, averaging 13.7 points, 4.0 assists and 3.0 boards per game. He was a two-time Basketball Bundesliga All-Star, including starting the 2007 game.

Gardner is married to the former Jacquelyn Maxberry and the couple has four children, Jasper, Jason Jr., Jacob and Jackson.



THE GARDNER FILE

School: Arizona, '11

Seasons with IUPUI: fourth season

Career Record: 41-68 (4th year)

Coaching Experience:

..... 2014-pres., Head Coach, IUPUI

..... 2013-14, Assistant Coach, Memphis

..... 2011-13, Assistant Coach, Loyola (Ill.)

..... 2010-11, Assistant Coach, Cathedral H.S.



IUPUI PLAYER CAREER STATS

BRENNAN, Aaron

Season	gp-gs	min/avg	Total		3-Point		F-Throws		Rebounds										Scoring	
			fg-fga	pct	fg-fga	pct	ft-fa	pct	off	def	tot	avg	pf	fo	ast	to	blk	stl	pts	avg
2014-15	28-24	585/20.9	71-136	.522	3-8	.375	33-46	.717	36	52	88	3.1	72	1	27	44	7	21	178	6.4
2015-16	32-9	569/17.8	55-144	.382	1-9	.111	26-31	.839	37	78	115	3.6	68	0	33	31	11	12	137	4.3
2016-17	32-9	596/18.6	102-203	.502	27-57	.474	39-54	.722	27	85	112	3.5	76	4	26	30	10	16	270	8.4
2017-18	14-14	359/25.6	61-141	.433	10-42	.238	23-30	.767	17	34	51	3.6	35	2	24	25	10	12	155	11.1
TOTAL	106-56	2109/19.9	289-624	.463	41-116	.353	121-161	.752	117	249	366	3.5	251	7	110	130	38	61	740	7.0

HALL, Evan

Season	gp-gs	min/avg	Total		3-Point		F-Throws		Rebounds										Scoring	
			fg-fga	pct	fg-fga	pct	ft-fa	pct	off	def	tot	avg	pf	fo	ast	to	blk	stl	pts	avg
2015-16	23-11	383/16.7	50-97	.515	1-1	1.000	19-47	.404	41	50	91	4.0	67	4	14	17	7	10	120	5.2
2016-17	30-23	596/19.9	96-163	.589	0-0	.000	35-89	.393	73	83	156	5.2	83	1	14	40	24	16	227	7.6
2017-18	13-13	261/20.1	45-96	.469	0-0	.000	11-38	.289	24	33	57	4.4	38	0	8	27	9	4	101	7.8
TOTAL	66-47	1240/18.8	191-356	.537	1-1	1.000	65-174	.374	138	166	304	4.6	188	5	36	84	40	30	448	6.8

HENDERSON, T.J.

Season	gp-gs	min/avg	Total		3-Point		F-Throws		Rebounds										Scoring	
			fg-fga	pct	fg-fga	pct	ft-fa	pct	off	def	tot	avg	pf	fo	ast	to	blk	stl	pts	avg
2015-16	32-2	522/16.3	49-130	.377	22-64	.344	27-39	.692	5	48	53	1.7	48	1	35	44	2	30	147	4.6
2016-17	32-0	566/17.7	60-134	.448	30-75	.400	39-56	.696	10	40	50	1.6	58	1	52	38	5	32	189	5.9
2017-18	14-5	357/25.5	46-111	.414	18-56	.321	41-52	.788	13	29	42	3.0	24	0	32	34	3	12	151	10.8
TOTAL	78-7	1445/18.5	155-375	.413	70-195	.359	107-147	.728	28	117	145	1.9	130	2	119	116	10	74	487	6.2

HUDSON, Chad

Season	gp-gs	min/avg	Total		3-Point		F-Throws		Rebounds										Scoring	
			fg-fga	pct	fg-fga	pct	ft-fa	pct	off	def	tot	avg	pf	fo	ast	to	blk	stl	pts	avg
2016-17	10-0	23/2.3	1-4	.250	1-3	.333	1-4	.250	0	3	3	0.3	3	0	2	3	0	1	4	0.4
2017-18	6-0	24/4.0	2-5	.400	0-2	.000	5-7	.714	0	1	1	0.2	7	0	2	2	0	0	9	1.5
TOTAL	16-0	47/2.9	3-9	.333	1-5	.200	6-11	.545	0	4	4	0.3	10	0	4	5	0	1	13	0.8

McCALL, D.J.

Season	gp-gs	min/avg	Total		3-Point		F-Throws		Rebounds										Scoring	
			fg-fga	pct	fg-fga	pct	ft-fa	pct	off	def	tot	avg	pf	fo	ast	to	blk	stl	pts	avg
2014-15	31-15	664/21.4	52-124	.419	6-19	.316	39-61	.639	31	58	89	2.9	49	1	38	55	1	19	149	4.8
2016-17	32-22	678/21.2	51-120	.425	5-18	.278	45-77	.584	66	95	161	5.0	71	0	48	41	8	22	152	4.8
2017-18	13-11	340/26.2	33-72	.458	5-18	.278	11-22	.500	32	30	62	4.8	29	2	21	20	3	25	82	6.3
TOTAL	76-48	1682/22.1	136-316	.430	16-55	.291	95-160	.594	129	183	312	4.1	149	3	107	116	12	66	383	5.0

PATTERSON, Ron

Season	gp-gs	min/avg	Total		3-Point		F-Throws		Rebounds										Scoring	
			fg-fga	pct	fg-fga	pct	ft-fa	pct	off	def	tot	avg	pf	fo	ast	to	blk	stl	pts	avg
2016-17	32-10	757/23.7	107-242	.442	62-156	.397	21-30	.700	15	64	79	2.5	70	2	64	40	13	44	297	9.3
2017-18	14-13	398/28.4	55-131	.420	31-85	.365	10-11	.909	7	33	40	2.9	31	1	30	18	6	16	151	10.8
TOTAL	46-23	1155/25.1	162-373	.434	93-241	.386	31-41	.756	22	97	119	2.6	101	3	94	58	19	60	448	9.7

THOMAS, Noah

Season	gp-gs	min/avg	Total		3-Point		F-Throws		Rebounds										Scoring	
			fg-fga	pct	fg-fga	pct	ft-fa	pct	off	def	tot	avg	pf	fo	ast	to	blk	stl	pts	avg
2016-17	8-0	20/2.5	1-5	.200	0-1	.000	3-4	.750	1	3	4	0.5	6	0	0	7	0	0	5	0.6
2017-18	2-0	8/4.0	1-1	1.000	0-0	.000	2-2	1.000	1	3	4	2.0	3	0	0	0	1	0	4	2.0
TOTAL	10-0	28/2.8	2-6	.333	0-1	.000	5-6	.833	2	6	8	0.8	9	0	0	7	1	0	9	0.9

IUPUI PLAYER CAREER-HIGHS (bold means occurred in 2017-18 season)

	#0 JAYLEN MINNETT	#1 T.J. HENDERSON	#10 NICK ROGERS	#12 CHAD HUDSON	#22 D.J. McCALL	#24 EVAN HALL	#25 RON PATTERSON	#31 MAURICE KIRBY	#32 ELYJAH GOSS	#35 NOAH THOMAS	#40 EVAN BORGMAN	#45 AARON BRENNAN
Points:	12 - 2x	19 (12/22/17)	11 (1/2/18)	3 - 2x	25 (11/28/17)	21 (1/11/17)	19 - 3x	16 (12/10/17)	10 (11/28/17)	4 (11/13/17)	6 (11/13/17)	25 - 2x
Rebounds:	4 - 2x	8 (12/22/17)	5 (12/16/17)	1 - 4x	13 (12/3/16)	11 - 2x	6 - 2x	9 (11/13/17)	12 (11/13/17)	4 (11/13/17)	3 (11/13/17)	11 (3/4/17)
Assists:	2 - 7x	6 (11/26/16)	5 - 3x	1 - 4x	7 (12/28/16)	4 (12/12/16)	6 - 2x	2 - 2x	2 (12/22/17)	---	---	4 - 3x
FG:	4 (11/28/17)	8 (12/22/17)	4 (1/2/18)	1 - 3x	9 (11/28/17)	9 (1/11/17)	8 (11/17/17)	8 (12/10/17)	4 - 2x	1 - 2x	2 (11/13/17)	12 (11/17/17)
FGA:	12 (1/2/18)	12 - 2x	11 (1/2/18)	2 - 2x	20 (11/28/17)	13 (11/17/17)	16 (12/16/17)	12 (12/10/17)	8 (11/13/17)	2 - 2x	3 (11/13/17)	17 (11/17/17)
3FG:	3 - 3x	3 - 5x	2 - 2x	1 (12/12/16)	3 - 2x	1 (11/13/15)	5 - 3x	---	1 - 3x	---	---	3 - 2x
3FGA:	8 (1/2/18)	6 - 5x	5 (12/30/17)	2 (12/12/16)	7 (11/28/17)	1 (11/13/15)	13 (12/16/17)	---	2 - 3x	1 (12/17/16)	1 (11/13/17)	6 - 2x
FT:	4 (12/10/17)	8 (11/21/17)	5 (11/18/15)	3 (11/13/17)	7 - 2x	8 (12/12/16)	3 - 3x	5 (12/18/17)	4 - 2x	2 - 2x	2 - 2x	6 - 2x
FTA:	4 (12/10/17)	10 (11/21/17)	6 - 2x	4 (11/13/17)	10 (12/29/14)	9 - 2x	6 (1/3/15)	6 (12/22/17)	2 - 3x	2 - 3x	2 - 2x	8 - 2x
Blocks:	1 (12/22/17)	2 - 2x	1 - 2x	---	1 - 12x	3 - 3x	3 (12/6/17)	2 - 2x	3 (11/13/17)	1 (11/13/17)	---	3 - 2x
Steals:	3 (12/2/17)	4 - 2x	2 (12/2/17)	1 (11/18/16)	4 - 3x	2 - 6x	4 (11/22/16)	2 (12/10/17)	2 - 2x	---	---	3 - 3x
Minutes:	37 (11/11/17)	38 (11/17/17)	31 (12/16/17)	12 (11/13/17)	38 (2/19/15)	33 (1/18/17)	38 (11/17/17)	23 - 3x	23 (11/11/17)	6 (11/13/17)	13 (11/13/17)	35 (11/17/17)

LAST FOUR BOX SCORES

GAME #11 • IUPUI 87, IU Kokomo 76 (THE JUNGLE)

IU Kokomo 76 • 6-10

#	Player	Total		3-Ptr		Rebounds			PF	TP	A TO Blk Stl					Min
		FG-FGA	FG-FGA	FT-FTA	Off Def Tot											
41	LEE, Durante	f	5-6	0-0	3-6	3	4	7	1	13	2	2	2	0	0	26
05	CLIFTON, Antoin	g	3-15	2-4	0-0	2	8	10	2	8	2	3	0	2	34	
21	ELLIOTT, Trent	g	4-13	2-8	4-4	0	5	5	3	14	0	1	0	2	34	
22	MILES, Eddie	g	4-7	0-1	3-6	0	4	4	4	11	9	3	0	3	33	
33	SPURVEY, Trequan	g	5-10	4-7	2-4	1	2	3	1	16	1	3	0	0	29	
04	HURT, Jonathan		0-0	0-0	0-0	0	0	0	0	0	0	0	0	0	5	
10	SMITH, Luke		0-1	0-0	1-2	1	0	1	0	1	0	0	0	0	2	
11	WEBSTER, Billie		0-0	0-0	0-0	0	0	0	0	0	0	0	0	0	1	
14	DEMOND, Beau		0-0	0-0	0-0	0	0	0	1	0	0	0	0	0	1	
24	VANLIEW, Toby		0-0	0-0	0-0	0	1	1	0	0	0	0	0	0	1	
25	McCLAIN, Akil		3-6	1-3	0-0	0	0	0	0	7	1	0	1	1	19	
43	MOLLET, Eli		0-0	0-0	0-0	0	0	0	0	0	0	0	0	0	1	
50	CALHOUN, Stephen		3-7	0-0	0-0	2	0	2	5	6	0	0	0	0	14	
Team					3	4	7									
Totals			27-65	9-23	13-22	12	28	40	17	76	15	12	3	8	200	
FG % 1st Half: 16-36		44.4%	2nd half: 11-29		37.9%	Game: 27-65		41.5%	Deadball		Rebounds		3			
3FG % 1st Half: 3-11		27.3%	2nd half: 6-12		50.0%	Game: 9-23		39.1%								
FT % 1st Half: 1-3		33.3%	2nd half: 12-19		63.2%	Game: 13-22		59.1%								

IUPUI 87 • 3-8

#	Player	Total		3-Ptr		Rebounds			PF	TP	A TO Blk Stl					Min
		FG-FGA	FG-FGA	FT-FTA	Off Def Tot											
24	HALL, Evan	f	6-9	0-0	1-2	0	4	4	3	13	1	3	1	0	20	
45	BRENNAN, Aaron	f	4-10	0-0	0-0	3	2	5	0	8	2	3	0	2	23	
10	ROGERS, Nick	g	1-5	0-1	0-1	0	0	0	2	2	4	2	0	0	15	
22	McCALL, D.J.	g	3-6	0-0	0-1	0	2	2	0	6	2	1	0	3	29	
25	PATTERSON, Ron	g	5-9	3-7	3-3	1	4	5	4	16	5	1	0	0	28	
00	MINNETT, Jaylen		3-8	2-6	0-0	0	2	2	1	8	2	0	1	1	21	
01	HENDERSON, T.J.		8-12	2-5	1-2	2	6	8	2	19	2	2	1	0	27	
12	HUDSON, Chad		0-0	0-0	2-2	0	0	0	1	2	0	0	0	0	1	
31	KIRBY, Maurice		3-6	0-0	1-2	3	4	7	3	7	0	1	1	1	19	
32	GOSS, Elijah		1-2	0-0	4-6	1	4	5	2	6	2	1	0	0	16	
40	BORGMAN, Evan		0-1	0-0	0-0	0	0	0	0	0	0	0	0	0	1	
Team					1	4	5									
Totals			34-68	7-19	12-19	11	32	43	18	87	20	14	4	7	200	
FG % 1st Half: 15-33		45.5%	2nd half: 19-35		54.3%	Game: 34-68		50.0%	Deadball		Rebounds		2			
3FG % 1st Half: 3-8		37.5%	2nd half: 4-11		36.4%	Game: 7-19		36.8%								
FT % 1st Half: 2-5		40.0%	2nd half: 10-14		71.4%	Game: 12-19		63.2%								

Officials: Steve Honacki (R), Marcus Gossard, Jourdan Love
 Technical fouls: IU Kokomo-None. IUPUI-None.
 Attendance: 615

Score by periods	1st	2nd	Total
IU Kokomo	36	40	76
IUPUI	35	52	87

Last FG - IUK 2nd-00:53, IUPUI 2nd-01:03.
 Largest lead - IUK by 9 2nd-16:44, IUPUI by 13 2nd-01:03.
 IUK led for 11:37. IUPUI led for 26:14. Game was tied for 02:09.

Score tied - 5 times.
 Lead changed - 10 times.

GAME #13 • WRIGHT STATE 60, IUPUI 52 (DAYTON, OHIO)

IUPUI 52 • 3-10, 0-2 HL

#	Player	Total		3-Ptr		Rebounds			PF	TP	A TO Blk Stl					Min
		FG-FGA	FG-FGA	FT-FTA	Off Def Tot											
24	HALL, Evan	f	1-3	0-0	1-2	2	4	6	3	3	1	3	0	1	21	
45	BRENNAN, Aaron	f	3-10	1-3	0-0	0	2	2	0	7	2	4	1	1	26	
10	ROGERS, Nick	g	2-9	1-5	1-2	0	1	1	1	6	2	2	0	0	25	
22	McCALL, D.J.	g	2-4	0-2	1-2	1	2	3	1	5	0	1	0	0	28	
25	PATTERSON, Ron	g	4-6	2-4	0-0	1	1	2	3	10	1	1	0	0	25	
00	MINNETT, Jaylen		3-5	3-5	2-3	0	1	1	1	11	2	2	0	0	25	
01	HENDERSON, T.J.		2-7	0-3	2-2	0	1	1	3	6	1	3	0	1	20	
31	KIRBY, Maurice		0-3	0-0	2-4	0	3	3	2	0	0	0	0	0	13	
32	GOSS, Elyjah		1-4	0-1	0-0	1	3	4	0	2	0	1	1	2	17	
Team					2	4	6									
Totals			18-51	7-23	9-15	7	22	29	15	52	9	17	2	5	200	
FG % 1st Half: 7-24		29.2%	2nd half: 11-27		40.7%	Game: 18-51		35.3%	Deadball		Rebounds		3			
3FG % 1st Half: 2-9		22.2%	2nd half: 5-14		35.7%	Game: 7-23		30.4%								
FT % 1st Half: 3-4		75.0%	2nd half: 6-11		54.5%	Game: 9-15		60.0%								

Wright State 60 • 10-5, 2-0 HL

#	Player	Total		3-Ptr		Rebounds			PF	TP	A TO Blk Stl					Min
		FG-FGA	FG-FGA	FT-FTA	Off Def Tot											
11	LOVE, Loudon	f	3-4	0-0	0-0	1	4	5	5	6	1	2	0	0	21	
22	ERNSTHAUSEN, Parker	c	3-3	0-0	4-4	2	2	4	1	10	1	2	0	2	31	
01	MITCHELL, Justin	g	5-10	1-2	0-0	0	13	13	2	11	4	8	0	4	33	
03	HUGHES, Mark	g	0-2	0-2	0-0	0	0	0	0	0	0	1	0	1	6	
13	BENZINGER, Grant	g	5-10	4-7	2-2	2	1	3	3	16	1	0	0	0	25	
00	HALL, Jaylon		3-10	1-4	2-3	1	1	2	0	9	2	4	0	2	29	
02	WINCHESTER, Everett		1-4	0-0	0-2	1	2	3	2	2	1	2	1	0	18	
31	GENTRY, Cole		2-8	0-4	2-2	0	6	6	0	6	3	0	0	1	37	
Team					2	0	2				1					
Totals			22-51	6-19	10-13	9	29	38	13	60	13	20	1	10	200	
FG % 1st Half: 10-25		40.0%	2nd half: 12-26		46.2%	Game: 22-51		43.1%	Deadball		Rebounds		1			
3FG % 1st Half: 2-8		25.0%	2nd half: 4-11		36.4%	Game: 6-19		31.6%								
FT % 1st Half: 4-7		57.1%	2nd half: 6-6		100.0	Game: 10-13		76.9%								

Officials: Ron Tyburski, Scott Siville, John Hampton
 Technical fouls: IUPUI-None. Wright State-None.
 Attendance: 3649

Score by periods	1st	2nd	Total
IUPUI	19	33	52
Wright State	26	34	60

Last FG - IUPUI 2nd-01:45, WRST 2nd-00:08.
 Largest lead - IUPUI by 6 1st-16:52, WRST by 10 2nd-12:31.
 IUPUI led for 11:10. WRST led for 28:28. Game was tied for 00:15.

Score tied - 0 times.
 Lead changed - 5 times.

GAME #12 • NORTHERN KENTUCKY 77, IUPUI 59 (HIGHLAND HEIGHTS, KY.)

IUPUI 59 • 3-9 (0-1 HL)

#	Player		Total			3-Ptr		Rebounds			PF	TP	A TO Blk Stl				Min
			FG-FGA	FG-FGA	FT-FTA	Off	Def	Tot									
24	HALL, Evan	f	4-6	0-0	1-1	1	1	2	4	9	0	2	0	1	13		
45	BRENNAN, Aaron	f	3-8	1-3	0-0	1	4	5	2	7	2	1	0	0	28		
10	ROGERS, Nick	g	1-5	1-3	2-2	0	1	1	2	5	3	1	0	1	22		
22	McCALL, D.J.	g	4-5	1-2	2-3	3	4	7	1	11	1	1	0	2	30		
25	PATTERSON, Ron	g	3-10	2-5	1-1	0	2	2	0	9	1	1	1	1	28		
00	MINNETT, Jaylen		1-5	1-4	0-0	0	0	0	2	3	2	2	0	1	23		
01	HENDERSON, T.J.		2-12	2-4	1-2	1	3	4	2	7	1	2	0	1	16		
12	HUDSON, Chad		1-1	0-0	0-0	0	0	0	0	2	0	0	0	0	1		
31	KIRBY, Maurice		2-3	0-0	0-2	3	1	4	2	4	0	0	0	0	23		
32	GOSS, Elyjah		0-6	0-0	2-2	2	0	2	1	2	0	2	2	0	15		
40	BORGMAN, Evan		0-1	0-0	0-0	1	0	1	0	0	0	0	0	0	1		
	Team					2	1	3									
	Totals		21-62	8-21	9-13	14	17	31	16	59	10	12	3	7	200		
	FG % 1st Half: 8-31	25.8%	2nd half: 13-31	41.9%	Game: 21-62	33.9%									Deadba		
	3FG % 1st Half: 3-9	33.3%	2nd half: 5-12	41.7%	Game: 8-21	38.1%									Rebound		
	FT % 1st Half: 3-4	75.0%	2nd half: 6-9	66.7%	Game: 9-13	69.2%									1		